



EUREKA SPRINGS SCHOOL OF THE ARTS



spring
summer
2026

TABLE OF CONTENTS

Registration Information	2
Scholarship Information	3
Campus Map	4
Workshop Calendar	5 - 7
2D Studio	8 - 11
Ceramics	12 - 13
Iron Studio	14 - 16
Small Metals	17 - 20
Special Media	20 - 24
Wood	25 - 28
Events	29 - 30



We're conserving resources and reducing costs by shortening workshop descriptions and instructor bios in the print catalog, but don't worry! Full details and additional photos are available on our website.



Use the QR Code or visit essa-art.org

REGISTRATION INFORMATION

Register online at **essa-art.org** or register over the phone by calling ESSA at **479-253-5384**. Please be ready with your credit card information.

Register by February 15th, 2026 for a 10% discount. Carroll County residents are eligible for a year-round 10% local discount. Discounts may not be combined.

Students must be 18 years or older for workshops.

If notice of cancellation is received by phone, email or US mail 30 days prior to the beginning of a workshop tuition payment is refundable *except for a **non-refundable \$95.00 deposit/cancellation fee per workshop***. Within the 30-day period, no refunds will be offered.

NON-DISCRIMINATION POLICY

The Eureka Springs School of the Arts believes that diversity and inclusion are essential to fulfilling its mission to inspire and nurture the human spirit, and we value the perspectives and contributions of all people. The Eureka Springs School of the Arts admits students of any race, color, national origin, and ethnic origin to all the rights, privileges, programs, and activities generally accorded or made available to students at the school. It doesn't discriminate on the basis of race, color, national origin, and ethnic origin in administration of its educational policies, admission policies, scholarship programs, or other school-administered programs. The Eureka Springs School of the Arts community is committed to being a community that welcomes and respects everyone.

SCHOLARSHIP INFORMATION

APPLICATION DEADLINE: February 15th for Spring/Summer 2026.

*Workshops fill quickly – we encourage early submission!!!

ESSA offers individual scholarships that fully cover tuition for any workshop and also include materials for many workshops.

ESSA's scholarship program is made possible by generous patrons and donors. Scholarships may be awarded for any ESSA workshop (dependent upon availability), including special awards honoring Patt Carmichael (painting), Jack Miller (printmaking), and Carol White (any medium). ESSA also offers Jim McCoy Veterans Fund Scholarships, which support military veterans in pursuing creative learning opportunities.

To learn more and download the application form, visit essa-art.org/scholarships.

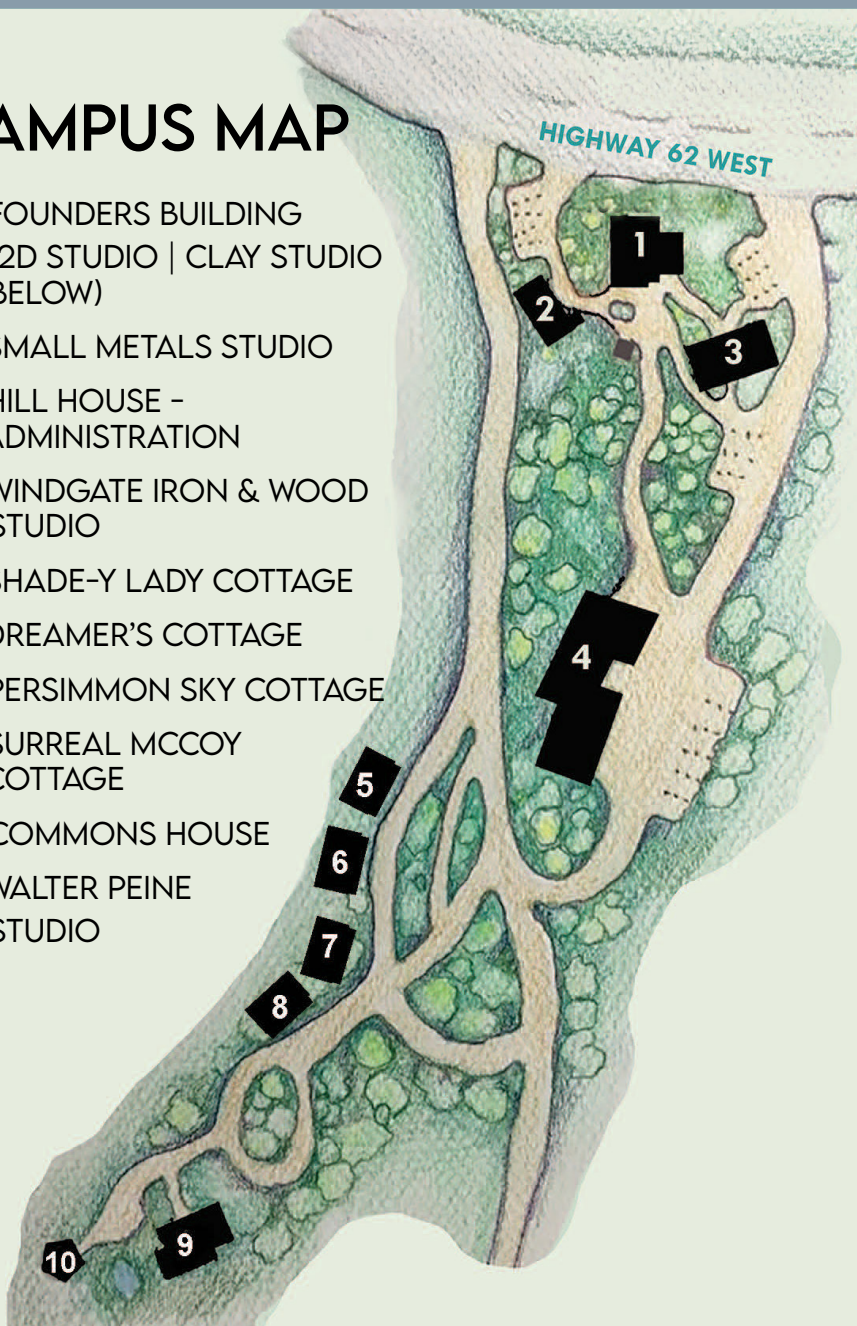
We're conserving resources and reducing costs by shortening workshop descriptions and instructor bios in the print catalog, but don't worry! Full details and additional photos are available on our website.



Use the QR Code or
visit essa-art.org

CAMPUS MAP

- 1 FOUNDERS BUILDING
(2D STUDIO | CLAY STUDIO
BELOW)
- 2 SMALL METALS STUDIO
- 3 HILL HOUSE -
ADMINISTRATION
- 4 WINDGATE IRON & WOOD
STUDIO
- 5 SHADE-Y LADY COTTAGE
- 6 DREAMER'S COTTAGE
- 7 PERSIMMON SKY COTTAGE
- 8 SURREAL MCCOY
COTTAGE
- 9 COMMONS HOUSE
- 10 WALTER PEINE
STUDIO



EUREKA SPRINGS SCHOOL OF THE ARTS

(479)253-5384 | ESSA-ART.ORG

15751 HWY 62 W | EUREKA SPRINGS, AR | 72632

2026 WORKSHOP CALENDAR

MARCH

March 6th - 8th (Fri - Sun)

Pastel Techniques

with Cynthia Kresse

March 13th - 15th (Fri - Sun)

Hollow Forms in Copper Metal Clay

with Brandy Boyd

March 14th & 15th

(Sat - 1/2 day Sun)

Horsehair, Feathers and Raku

with Jessica Ames-Russell

March 14th (Saturday)

Blacksmithing: Moving Metal 101

with Michael Boardman

March 14th & 15th (Sat - Sun)

Exploring Alcohol Inks

with Angela Robert

March 19th - 22nd

(Thurs - Sun)

Miniature Ceramics On the Wheel

with Tiernan Alexander

March 19th - 22nd

(Thurs - Sun)

Tufting: Create a Rug or Wall Hanging

with Tim Eads

March 19th - 22nd

(Thurs - Sun)

Experiments in Printmaking and Collage

with Tonya Lee

March 21st (Saturday)

Welding 101 March 2025

with Preston Carson

March 26th - 29th (Thurs - Sun)

Bladesmithing: Make an Apocalypse Knife

with Allen Newberry

March 27th - 29th (Fri - Sun)

Beginning Silversmithing March 2026

with Mary Lou Christie

March 27th - 29th (Fri - Sun)

Make A Summer Hat

with Rose Monzyk

March 28th & 29th (Sat - Sun)

Weaving on a Frame Loom

with Dawn Ward

APRIL

April 10th - 12th (Fri - Sun)

Found Object Sculpture

with Tom Flynn

April 10th - 12th (Fri - Sun)

Painting With Wool: Pet Portraits in Needle Felting

with Dani Ives

April 11th & 12th (Sat - Sun)

Build a Dock Chair

with Dennis Volz

April 24th - 26th (Fri - Sun)

Needle Felting

with Vicki Hardcastle

April 24th - 26th (Fri - Sun)

Welded Sculpture with Found Materials

with Joe Malesky

April 25th & 26th (Sat - Sun)

Alcohol Inks on Metal

with Faith Cleveland

2026 WORKSHOP CALENDAR

April 25th (Saturday)

T's Tote

with Billy Owens

April 26th (Sunday)

Small Apple Basket

with Billy Owens

MAY

May 6th - 10th (Wed - Sun)

The Stories We Carry

with Sarah Doremus &
Maureen Farr

May 8th - 10th (Fri - Sun)

Bladesmithing: Forged Chef's Knife

with Jaymes Stephens

May 9th (Saturday)

Intro to Watercolor

with Julie Hop

May 15th - 17th (Fri - Sun)

Beginning Silversmithing May 2026

with Mary Lou Christie

May 16th (Saturday)

Intro to Blacksmithing

with Megan Abajian

May 16th (Saturday)

Silver Inlay

with Allen Newberry

May 22nd - 24th (Fri - Sun)

Beginning Watercolor

with Richard Stephens

May 23rd (Saturday)

Walking Cane

with Doug Stowe

May 27th - 31st (Wed - Sun)

Intro to Furniture Design

with Steve Palmer

May 29th - 31st (Fri - Sun)

Fluffy Watercolor Friends

with Cynthia Schanink

JUNE

June 6th & 7th (Sat - Sun)

Stained Glass for Beginners

with Atom Bleu

June 12th - 14th (Fri - Sun)

Water-Based Oil Painting

with Jessica Ames-Russell

June 20th (Saturday)

Intro to Drawing

with Mary Springer

June 26th - 28th (Fri - Sun)

Intro to Plasma Cutting: Slicing Metal with Fire

with Robert Babcock

June 26th - 28th (Fri - Sun)

Intro to Stained Glass

with Dennis Heter

June 26th & 27th (Fri - Sat)

Turning Fine Platters

with Ray Taylor

JULY

July 9th - 12th (Thurs - Sun)

Introduction to Kumiko: Build an Andon Lamp

with Steve Walter

July 11th & 12th (Sat - Sun)

Mosaic on Wood

with Jennifer Keys

2026 WORKSHOP CALENDAR

July 24th - 26th (Fri - Sun)

Exploring Ceramic Surface Techniques

with Kim Brook

July 24th - 26th (Fri - Sun)

Relief Wood Carvings

with John Engler

July 24th - 26th (Fri - Sun)

Portraits in Watercolor

with Marlene Gremillion

July 31st - August 2nd

(Fri - Sun)

Kitchen Table Silversmithing

with Brandy Boyd

July 31st - August 2nd

(Fri - Sun)

Shaker Bench with Woven Seat

with Doug Stowe

AUGUST

August 1st (Saturday)

Felted Pods

with Dawn Ward

August 6th - 9th (Thurs - Sun)

Figure Drawing

with Mary Springer

August 8th & 9th (Sat - Sun)

Intro to Woodcarving

with Steve Walter

August 13th - 16th

(Thurs - Sun)

Mini Dovetail Chest

with Steve Walter

August 14th - 16th (Fri - Sun)

Line and Wash

with Barbara Iglehart

August 14th - 16th (Fri - Sun)

Figure Studies in Clay

with Elaine Michalski

August 15th - 16th (Sat - Sun)

All Things Copper

with Brynna Mollahan

August 20th - 23rd (Thurs - Sun)

Intermediate Stained Glass

with Dennis Heter

August 21st - 23rd (Fri - Sun)

Silversmithing: Embellishing

with Texture

with Mary Lou Christie

August 22nd & 23rd (Sat - Sun)

Watercolor Painting for

Woodcarvings

with John Engler

August 28th - 30th (Fri - Sun)

Beginner Box Making

with Doug Stowe

August 29th & 30th (Sat - Sun)

Bookmaking: The Secret

Belgium and Buttonhole Book

with Beth Stockdell

For full class
descriptions,
instructor bios,
and more photos,
please visit
**[essa-art.org/
workshops](http://essa-art.org/workshops)**

2D STUDIO


Pastel Techniques with Cynthia Kresse

March 6th - 8th (Fri - Sun)

\$235 Additional materials may be required - All Levels

Explore soft pastels for both realism and expressive abstracts. Learn to apply, layer, and blend pastels while using your own photos to create paintings that reflect your individual style.

Cynthia (Eureka Springs, AR) holds an MA in Medical Illustration from UT Southwestern. She has taught Life Drawing at the Arkansas Arts Center and ESSA and is an active, awarded member of the Arkansas Pastel Society.



Exploring Alcohol Inks with Angela Robert

March 14th & 15th (Sat - Sun)

\$210 All materials included - Beginner

Experience the fluidity of alcohol inks and how they interact on different surfaces. Experiment with tools and techniques to explore the medium's many creative possibilities.

Angela (Eureka Springs, AR) found enjoyment in painting early but set it aside for other pursuits. She rediscovered her love of art through alcohol inks, which brought renewed balance and creativity to her life.



2D STUDIO


Experiments in Printmaking and Collage with Tonya Lee

March 19th - 22nd (Thurs - Sun)

\$365 All materials included - All Levels

Develop abstract imagery through mixed media techniques including printmaking, dry media, paint, and collage. Using nature for inspiration, explore color and pattern as form and content through demonstrations, discussions, and observation.

Tonya (Philadelphia, PA) is an artist and educator with an MFA from UNCG and an MEd from Penn State. She is the Instructional Technology and Online Learning Coordinator at Moore College of Art and Design.



Intro to Watercolor with Julie Hop

May 9th (Saturday)

\$125 All materials included - Beginner

Spend a day exploring watercolor techniques such as color mixing, wet-on-wet, direct painting, and other fun effects. After learning the basics, you'll paint loose florals with step-by-step instruction and individualized feedback.

Julie (Rogers, AR) is a professional artist who has taught children and adults and shown work nationally. She is known for watercolor florals and abstract expressionism.




Beginning Watercolor with Richard Stephens

May 22nd - 24th (Fri - Sun)

\$260 Additional materials may be required - Beginner

Gain a strong foundation in watercolor tools, timing, textures, color mixing, and water ratios through demonstrations and personal guidance, while you learn tips for working from photos and creating value sketches.

Richard (Hot Springs, AR) graduated from the University of Central Arkansas in 1969 and built a 45-year career as a commercial artist and illustrator. He has taught nationwide workshops for over 20 years and has earned numerous watercolor awards.



Fluffy Watercolor Friends with Cynthia Schanink

May 29th - 31st (Fri - Sun)

\$230 *Additional materials may be required - All Levels*

Learn to paint realistic fur using watercolor. Start with a paint-along, mastering soft coats, bright eyes, and whiskers, then apply your skills to a furry friend of your choice.

Cynthia (Dardanelle, AR) is an Arkansas Arts On Tour Roster Artist. She studied at Arkansas Tech, and is the Arkansas representative for Southern Watercolorist. She recently won Eureka Springs' Plein Air Festival.



Water-Based Oil Painting with Jessica Ames-Russell

June 12th - 14th (Fri - Sun)

\$230 *Additional materials may be required - All Levels*

Explore oil painting without messy traditional solvents. Learn water-based oil techniques, including color mixing, layering, and expressive brushwork, and complete your own painting while gaining skills to continue at home.

Jessica (Eureka Springs, AR) is an artist and entrepreneur with 20+ years in the arts. A former high school art teacher with a BFA in Painting and Photography, she now runs Longview Studios, producing paintings, ceramics, commissions, and lessons. Her work appears in multiple galleries and shows.



Intro to Drawing with Mary Springer

June 20th (Saturday)

\$100 *Additional materials may be required - Beginner*

Learn the fundamental principles of drawing including form, contour, value, and proportion. Practice tonal value shading, negative/positive space, and exercises to improve eye-hand coordination.

Mary (Eureka Springs, AR) is a sculptor and painter with a BFA from Memphis College of Art and co-founder of ESSA. She has studied and taught across disciplines and studied with internationally known figure painter Philip Pearlstein.



Portraits in Watercolor with Marlene Gremillion

July 24th - 26th (Fri - Sun)

\$260 Additional materials may be required -
All Levels

Create a watercolor portrait from a photo using a limited palette. Focus on value, color, and shape, and learn glazing techniques to reveal facial features.

Marlene (Hot Springs Village, AR) has been an artist for 35 years, working in oil, pastel, watercolor, collage, glass, and jewelry. She enjoys experimenting and views art as playful and therapeutic.



Figure Drawing with Mary Springer

August 6th - 9th (Thurs - Sun)

\$325 Additional materials may be required - All Levels

Develop your ability to see form through light, shadow, negative space, and tone in this figure drawing course. Gain foundational skills for lifelong artistic practice.

Mary (Eureka Springs, AR) is a sculptor and painter with a BFA from Memphis College of Art and co-founder of ESSA. She has studied and taught across disciplines and studied with internationally known figure painter Philip Pearlstein.




Line and Wash with Barbara Iglehart

August 14th - 16th (Fri - Sun)

\$230 Additional materials may be required - Beginner

Learn step-by-step line and wash techniques to combine pen lines with watercolor fluidity, creating unique, expressive artworks.

Barbara (Garfield, AR) holds a BA in Fine Arts from Arkansas Tech University and has taught widely. She currently teaches pastel classes at the Wellness Center in Rogers, AR.





Horsehair, Feathers and Raku with Jessica Ames-Russell March 14th - 15th (Sat - 1/2 day Sun)

\$225 All materials included - All Levels

Embellish pre-formed ceramic pieces using wax resist and raku glazes, then experience the dramatic process of burning horsehair and feathers onto pottery. You'll fire three vessels, each showing the creative possibilities of raku.

Jessica (Eureka Springs, AR) is an artist and entrepreneur with 20+ years in the arts. A former high school art teacher with a BFA in Painting and Photography, she now runs Longview Studios, producing paintings, ceramics, commissions, and lessons. Her work appears in multiple galleries and shows.



Miniature Ceramics On the Wheel with Tiernan Alexander March 19th - 22nd (Thurs - Sun)

\$420 All materials included - All Levels

Learn to throw miniature ceramics on a small wheel. Open to all skill levels, this workshop focuses on throwing techniques for small vessels, along with trimming, finishing, and using stains and glazes.

Tiernan (Philadelphia, PA) has over 20 years of experience in both making and teaching ceramics. She holds an MFA in Ceramics from UArts and an MA in Material Culture from the Winterthur program at the University of Delaware.



CERAMICS

Exploring Ceramic Surface Techniques with Kim Brook

July 24th - 26th (Fri - Sun)

\$360 All materials included - All Levels

Explore porcelain from wet clay to glaze ware using water etching, underglazes, oxides, pastry tips, lusters, and more. Work with prepared pieces and slabs, and take home a finished water-etched piece, several experiments, and supplies to continue at home. Note: Not all pieces may be fired.

Kim (Lawrence, KS) is a ceramics artist with over 15 years of teaching experience. She specializes in water-etched porcelain and inventive surface techniques. She recently completed an ESSA residency, sharing her creativity with the community.



Figure Studies in Clay with Elaina Michalski

August 14th - 16th (Fri - Sun)

\$340 All materials included - All Levels

Learn to sculpt the human form through head and hand studies. Work from a live model to learn foundational modeling skills and proportions and create several naturalistic pieces to take home after firing.

Elaina (Kansas City, MO) creates figurative sculpture ranging from small porcelain works to life-size clay installations. Featured in *The Figure in Clay* and *500 Figures in Clay II*, she has taught studio art for 20 years.





Blacksmithing: Moving Metal 101 with Michael Boardman

March 14th (Saturday)

\$110 All materials included - Beginner

Learn introductory forging techniques using the hammer, anvil, and forge to confidently shape mild steel. Create simple projects like hooks, hangers, and keychains. A satisfying experience for curious artists!



Michael (Eureka Springs, AR) was brought to Arkansas by the mining industry over 30 years ago. The history and necessity of the early American blacksmith has drawn him into the craft over the past 10 years. He is an avid life-long learner.


Welding 101 March 2026 with Preston Carson

March 21st (Saturday)

\$105 All materials included - Beginner

Want to try welding in a safe and encouraging environment? Learn the fundamentals of welding in this one-day workshop. Leave with a basic understanding of welding equipment, particularly for MIG welding, and hands-on experience.

Preston (Eureka Springs, AR) has many years of experience in all kinds of welding, having set up and run his own welding business, as well as a welding shop in the Kansas City area for a large manufacturing facility.



Bladesmithing: Make an Apocalypse Knife with Allen Newberry

March 26th - 29th (Thurs - Sun)

\$430 All materials included - All Levels

Forge, grind, heat-treat, and handle a large chopping knife designed for heavy-duty use. Great for cutting competitions, camping, or, if needed, surviving the apocalypse.

Allen (Lowell, AR) is a Journeyman Smith with the American Bladesmith Society and Arkansas's first Forged in Fire Champion. He enjoys working with steel to create pieces that are aesthetically pleasing yet functional.



Found Object Sculpture with Tom Flynn

April 10th - 12th (Fri - Sun)

\$285 All materials included - Beginner

Learn the basics of welding, plasma cutting, propane torch, and cool connections to create your own found object sculpture.

Exercise your creativity using pickings provided by the instructor or bring your own scrap to create a one-of-a-kind work of art.

Tom (Rogers, AR) has created found-object metal art for 15 years, with public installations across Arkansas. A former Benedictine brother, he also brews beer, writes music, and plays multiple instruments.



Welded Sculpture with Found Materials with Joe Malesky

April 24th - 26th (Fri - Sun)

\$260 All materials included - All Levels

Create abstract steel sculptures using reclaimed metal and found objects. Explore Joe's "spontaneous design" process while learning cutting, welding, grinding, and basic forging for shaping steel. Thanks to instructor Joe Malesky's generosity, all proceeds from this workshop will support ESSA's capital fund.

Joe (Strafford, MO) began welding at 13 and turned industrial skills into an art career. His sculptures appear in galleries across Missouri and municipal shows in nine states.



Bladesmithing: Forged Chef's Knife with Jaymes Stevens

May 8th - 10th (Fri - Sun)

\$410 All materials included - All Levels

Take a stab at bladesmithing while also creating a fine piece to add to your culinary set. Design, forge, heat treat, grind, and finish a high-carbon chef's knife with a durable G10 handle and stainless pins.

Jaymes (Maumelle, AR) is a Journeyman Bladesmith active in Arkansas's bladesmithing community, including the Historic Arkansas Museum, James Black School of Bladesmithing, and the Arkansas Knife Guild.



Intro to Blacksmithing with Megan Abajian

May 16th (Saturday)

\$115 All materials included - Beginner

Learn the basics of blacksmithing by creating functional pieces to use in your home, shop, or garden. Projects include a variety of hooks that will teach you tapering, bending, and twisting hot iron.



Megan (Berryville, AR) holds a BFA from UT Austin and an MFA from Indiana University Bloomington. After a career in higher education, she now coordinates workshops at ESSA.

*Student work

Intro to Plasma Cutting: Slicing Metal with Fire with Robert Babcock

June 26th - 28th (Fri - Sun)

\$380 All materials included - Beginner

Learn plasma cutting basics to create bold metal shapes for home or garden décor. Combine metal pieces to create unique art that will last for years.

Robert (Tulsa, OK) is a metalsmith and painter with a BFA from the University of Oklahoma. He is the lead builder and instructor at Garden Deva Sculpture Company, which he co-owns with his wife.





SMALL METALS

Hollow Forms in Copper Metal Clay with Brandy Boyd

March 13th - 15th (Fri - Sun)

\$350 All materials included - Beginner

Learn to create hollow metal clay forms such as beads, birdhouses, and small boxes using wet and dry construction techniques. Explore shaping, texturing, firing, and finishing in this beginner-friendly workshop.

Brandy (Memphis, TN) draws inspiration from nature and history, crafting metal pieces that capture the ephemeral. Her passion is helping others find their creative voice.



Beginning Silversmithing March 2026 with Mary Lou Christie

March 27th - 29th (Fri - Sun)

\$390 All materials included - Beginner

Learn basic silversmithing skills including cutting, sawing, soldering, bezel making, and stone setting. Create your own gemstone pendant and ring. No experience needed.

Mary Lou (Tahlequah, OK) is a retired teacher turned award-winning jewelry artist. Her work has been featured throughout Texas, Kansas, Oklahoma, Missouri, and Arkansas.



SMALL METALS

Alcohol Inks on Metal with Faith Cleveland

April 25th & 26th (Sat - Sun)

\$200 All materials included - Beginner

Explore alcohol ink techniques on metal surfaces and learn to navigate the small metals studio.

Create a bracelet, earrings, and additional pieces as time allows.

Faith (Eureka Springs, AR) has been practicing alcohol ink images for several years. Her work has appeared in galleries and online for sale. In addition, she is a jeweler and a ceramicist.



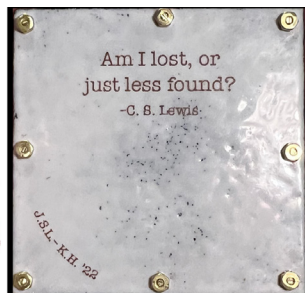
The Stories We Carry with Sarah Doremus & Maureen Farr

May 6th - 10th

(Wed - Sun)

\$650 All materials included -

All Levels



Transform a personal story or quote into a meaningful jewelry piece. Learn electro-etching, decal application, soldering, sawing, cold connections, and finishing. Metalsmithing experience helpful but not required.

Sarah (Deer Isle, ME) creates jewelry and sculptural works using everything from precious metals to found objects, often with humor and social commentary.

Maureen (Deer Isle, ME) makes one-of-a-kind jewelry using etching, reticulation, enamels, and gemstones, and has taught in her studio and at major craft schools.

Beginning Silversmithing May 2026

with Mary Lou Christie

May 15th - 17th (Fri - Sun)

\$390 All materials included - Beginner

Learn basic silversmithing skills including cutting, sawing, soldering, bezel making, and stone setting. Create your own gemstone pendant and ring. No experience needed.

Mary Lou (Tahlequah, OK) is a retired teacher turned award-winning jewelry artist. Her work has been featured throughout Texas, Kansas, Oklahoma, Missouri, and Arkansas.



Silver Inlay with Allen Newberry

May 16th (Saturday)

\$190 All materials included - All Levels

Learn to inlay silver wire into wood—an elegant decorative technique used on knives, firearms, furniture, and more.

Tuition includes your own set of inlay tools to continue practicing at home.

Allen (Lowell, AR) is a Journeyman Smith with the American Bladesmith Society and Arkansas's first Forged in Fire Champion. He enjoys working with steel to create pieces that are aesthetically pleasing yet functional.



Kitchen Table Silversmithing with Brandy Boyd

July 31st - August 2nd (Fri - Sun)

\$440 All materials included - All Levels

Use a simple, home-friendly setup and butane microtorch to fabricate small sterling silver pieces. Learn foundational soldering skills and complete several beginner projects.

Brandy (Memphis, TN) draws inspiration from nature and history, crafting metal pieces that capture the ephemeral. Her passion is helping others find their creative voice.



All Things Copper with Brynna Mollahan

August 15th & 16th

(Sat - Sun)

\$200 All materials included -

Beginner

Get hands-on with fold forming, soldering, hammering, milling, patinas, and more while creating copper jewelry and objects.

Brynna (Eureka Springs, AR) earned her BFA in Studio Arts from Southern Illinois University at Carbondale. She has taught art and art therapy in many mediums, and after making a living as a full-time artist in New Orleans, she now resides happily in the Ozarks serving as ESSA's North Campus Studio Coordinator.



SMALL METALS

Silversmithing: Embellishing with Texture with Mary Lou Christie

August 21st - 23rd (Fri - Sun)

\$445 All materials included - Intermediate

Expand your silversmithing skills by adding texture and wire embellishment to create a multi-stone ring with a wide textured band. This workshop is designed for the student who has had some silversmithing experience.

Mary Lou (Tahlequah, OK) is a retired teacher turned award-winning jewelry artist. Her work has been featured throughout Texas, Kansas, Oklahoma, Missouri, and Arkansas.



SPECIAL MEDIA



Tufting: Create a Rug or Wall Hanging with Tim Eads

March 19th - 22nd (Thurs - Sun)

\$560 All materials included - Beginner

Use a tufting machine to design a colorful rug or wall hanging. Learn both basic and advanced tufting techniques, including carving, finishing, and display methods.

Tim (Philadelphia, PA) is a co-founder of Tuft the World. With an MFA from Cranbrook, he regularly teaches at Penland and Tyler School of Art, and has exhibited his work regularly and is collected in public and private collections.



SPECIAL MEDIA

Make A Summer Hat with Rose Monzyk

March 27th - 29th (Fri - Sun)

\$295 *Additional materials may be required -
All Levels*

Create your own dramatic sinamay straw hat while learning essential millinery techniques—wiring brims, joining crown and brim, and adding custom embellishments. Some hand stitching experience required.

Rose (Washington, MO) has crafted over 1,500 hats in her 20-year millinery career. Her award-winning work has been featured in the Kentucky Derby Museum and multiple publications.



Weaving on a Frame Loom with Dawn Ward

March 28th & 29th (Sat - Sun)

\$220 *All materials included - All Levels*

Learn threading, basic weaving techniques, material use, and finishing on a frame loom. Leave with a woven wall hanging and a tabletop loom kit for future projects.

Dawn (Eureka Springs, AR) is a longtime artist and educator with national exhibitions and residency awards. She teaches at ESSA and serves as its Advancement Coordinator.



Painting With Wool: Pet Portraits in Needle Felting with Dani Ives

April 10th - 12th (Fri - Sun)

\$270 *Additional materials may be required -
All Levels*

Turn a pet photo into a lifelike wool portrait using “painting with wool” techniques. Learn to build color, shape, and detail with wool fibers to capture your companion’s personality.

Dani (Rogers, AR) is an award-winning artist, author, and educator known for her painterly needle-felted nature themes and animal portraits.



SPECIAL MEDIA

Needle Felting with Vicki Hardcastle **April 24th - 26th (Fri - Sun)**

\$255 *All materials included -
Beginner*

Learn foundational needle felting techniques to create small soft sculptures while exploring wool roving, shaping, and attaching details.



Vicki (Eureka Springs, AR) is a fiber artist of 40+ years, owner of Hardcastle Folk Art, and member of the Arkansas Craft Guild.

T's Tote with Billy Owens **April 25th (Saturday)**

\$205 *All materials included - All Levels*

Weave a white oak tote with leather handles using hand-split materials prepared by the instructor. Learn traditional Ozark basketmaking techniques from timber selection to weaving on a mold.

Billy (Jenkins, MO) is a second-generation white oak basket maker who teaches nationwide and was recently honored at the Smithsonian Folklife Festival.



Small Apple Basket with Billy Owens **April 26th (Sunday)**

\$180 *All materials included - All Levels*

Create a classic apple basket from hand-split white oak using traditional tools and methods passed down through generations. Leave with a beautiful piece of Ozark heritage.



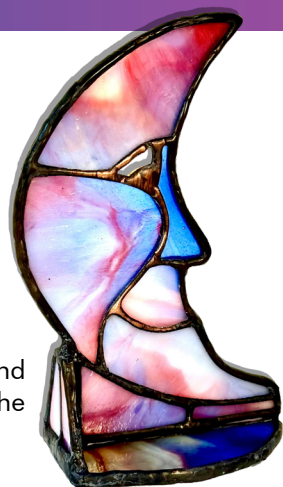
Stained Glass for Beginners with Atom Bleu

June 6th & 7th (Sat - Sun)

\$275 All materials included - Beginner

Learn Tiffany style stained glass techniques including cutting, grinding, foiling, and soldering while creating a suncatcher or small standing glass piece.

Atom (Eureka Springs, AR) owns Eureka Stained Glass and co-manages The Art Colony. Trained in graphic design, he teaches private stained glass classes in his studio.



Intro to Stained Glass with Dennis Heter

June 26th - 28th (Fri - Sun)

\$280 All materials included - Beginner

Create a small night light while learning wrapped foil (Tiffany style) stained glass techniques. If time permits, build an additional small project of your choice.

Dennis (Rogers, AR) operates Wizard Stained Glass from his log home in the War Eagle area, where he lives with his wife and two dogs.



Mosaic on Wood with Jennifer Keys

July 11th & 12th (Sat - Sun)

\$220 All materials included - Beginner

Design and create a colorful mosaic while learning to cut, fit, adhere, and grout tile. Leave with the skills to continue your own mosaic projects at home.

Jennifer (Bella Vista, AR) is a stained glass designer and mosaic artist who brings creativity and fun to teaching, helping students build artistic confidence.



Felted Pods

with Dawn Ward

August 1st (Saturday)

\$135 All materials included - All Levels

Learn wet-felting basics while creating two small pod-shaped vessels. These sculptural forms are fun to make and perfect for décor or small treasures.

Dawn (Eureka Springs, AR) is a longtime artist and educator with national exhibitions and residency awards. She teaches at ESSA and serves as its Advancement Coordinator.



Intermediate Stained Glass

with Dennis Heter

August 20th - 23rd (Thurs - Sun)

\$360 All materials included - Intermediate

Advance your stained glass skills by making a candle box with custom panels while learning ring saw use, frame construction, decorative soldering, and improved cutting techniques.

Dennis (Rogers, AR) operates Wizard Stained Glass from his log home in the War Eagle area, where he lives with his wife and two dogs.



*Student work

Bookmaking: The Secret Belgium and Buttonhole Book

with Beth Stockdell


August 29th & 30th (Sat - Sun)

\$205 All materials included - All Levels

Make two hand-bound books featuring hard covers with sewn stitching, ideal for journals, sketchbooks, or gifts.

Beth (Fayetteville, AR) is a professional harpist and lifelong artist whose mixed-media work reflects her love of color, nature, and the desire for peace in today's world.






Build a Dock Chair with Dennis Volz

April 11th & 12th (Sat - Sun)

\$360 All materials included - All Levels

Construct a two-part dock chair with a sliding slatted seat and back. Lightweight, sturdy, and more comfortable than an Adirondack.

Dennis (Parker, CO) has decades of woodworking experience, a BS in Industrial Design, and a background in teaching, model making, and writing for major woodworking magazines. He now runs Turn To Design, LLC.



Walking Cane with Doug Stowe

May 23rd (Saturday)

\$125 All materials included - All Levels

Make a handcrafted cane or walking stick using both hand and machine tools. Learn shaping techniques demonstrated in Woodwork Magazine, a guided step-by-step for all skill levels.



Doug (Eureka Springs, AR) is a master woodworker, author of 15 books and over 100 articles, ESSA co-founder, and creator of the Wisdom of the Hands program. Doug was named an Arkansas Living Treasure in 2009.

Intro to Furniture Design with Steve Palmer

May 27th - 31st (Wed - Sun)

\$545 All materials included - All Levels

Design and build a small table while learning joinery, proportions, and finishing basics. Receive individualized instruction while safely using a full range of woodshop tools.

Steve (Kirkwood, MO) has extensive teaching experience, is a juried member of the Best of Missouri Hands Artisan Association, and currently designs and builds custom furniture.



Turning Fine Platters with Ray Taylor

June 26th & 27th (Fri - Sat)

\$265 All materials included - Intermediate

Turn square and round platters on the lathe and explore carving, painting, and staining. Bring your own wood if desired. Woodturning experience required.

Ray (Bentonville, AR) is president of Stateline Woodturners and leads the Construction Technology Program at Northwest Arkansas Community College.



*Student work

Introduction to Kumiko: Build an Andon Lamp with Steve Walter

July 9th - 12th (Thurs - Sun)

\$425 All materials included - All Levels

Learn to cut precise Kumiko lattice patterns using hand tools and machines, then apply rice paper and build an Andon lamp to showcase your work.

Steve (Tulsa, OK) is a professional Woodworker and Instructor, and has developed and taught classes for Tulsa Tech, N.E. Tech Tulsa Wood Arts and Clear Creek Monastery in Oklahoma.



Relief Wood Carvings with John Engler

July 24th - 26th (Fri - Sun)

\$260 Additional material costs may apply -
All Levels

Experience the art of relief carving with Master Carver John Engler, choosing from a variety of architectural or wildlife subjects.

John (Battlefield, MO) is a professional woodcarver and watercolorist with 30+ years of experience. He has taught in 18 states and judged more than 50 carving shows.



Shaker Bench with Woven Seat with Doug Stowe

July 31st - August 2nd (Fri - Sun)

\$335 All materials included - All Levels

Make a shaker style white oak bench with woven shaker tape top. It is designed to serve as an ottoman or stool and can be woven in a color choice to fit your decor.

Doug (Eureka Springs, AR) is a master woodworker, author of 15 books and over 100 articles, ESSA co-founder, and creator of the Wisdom of the Hands program. Doug was named an Arkansas Living Treasure in 2009.



Intro to Woodcarving with Steve Walter

August 8th - 9th (Sat & Sun)

\$210 All materials included -
Beginner

Woodcarving is easy, fun and intuitive. Learn to carve by making a number of figurines while learning techniques, tool maintenance, and selection.

Steve (Tulsa, OK) is a professional Woodworker and Instructor, and has developed and taught classes for Tulsa Tech, N.E. Tech Tulsa Wood Arts and Clear Creek Monastery in Oklahoma.



Mini Dovetail Chest with Steve Walter

August 13th - 16th (Thurs - Sun)

\$525 All materials included - Intermediate

Learn to hand-cut dovetails while building a small, functional chest. Master techniques you can easily adapt for larger furniture projects. Some woodworking experience required. The chest will measure approximately 16" wide x 9" deep x 10" tall.

Steve (Tulsa, OK) is a professional Woodworker and Instructor, and has developed and taught classes for Tulsa Tech, N.E. Tech Tulsa Wood Arts and Clear Creek Monastery in Oklahoma.



Watercolor Painting for Woodcarvings with John Engler

August 22nd & 23rd (Sat - Sun)

\$210 All materials included - All Levels

Learn proper watercolor techniques for relief and three-dimensional carvings, including color selection and application. Bring a finished carving to paint; all materials provided.

John (Battlefield, MO) is a professional woodcarver and watercolorist with 30+ years of experience. He has taught in 18 states and judged more than 50 carving shows.



Beginner Box Making with Doug Stowe

August 28th - 30th (Fri - Sun)

\$290 All materials included - Beginner

Cover the basics of box making, including the accurate cutting of parts and various types of corner joints. Students will carry home one or two types of box and the ability to make more of their own design.

Doug (Eureka Springs, AR) is a master woodworker, author of 15 books and over 100 articles, ESSA co-founder, and creator of the Wisdom of the Hands program. Doug was named an Arkansas Living Treasure in 2009.



Hands On ESSA 2026

Saturday, April 4th

Roll up your sleeves and jump into a joyful afternoon of creativity at Hands On ESSA, our interactive Spring fundraiser! This free, family-friendly event invites makers of all ages to dive into hands-on art activities, meet ESSA instructors, and experience the lively, welcoming energy of our campus. Enjoy light refreshments as you browse a charming silent auction of small handmade artworks, each one crafted by members of our talented creative community. Come enjoy a creative afternoon that celebrates art, community, and the spirit of curiosity at the heart of ESSA.



The 2026 ArtRageous Parade

Saturday, May 2nd

Get ready... Eureka Springs' most beloved burst of artistic mischief is rolling your way! Hosted by ESSA, the ArtRageous Parade transforms downtown into a living canvas, filled with outrageous costumes, vibrant floats, and joyful surprises around every corner. This is where imagination takes the wheel and the unexpected steals the show. Bring your friends and your love for creative fun, and celebrate a parade that's joyfully handmade, wildly expressive, and unmistakably Eureka Springs.



EVENTS

Artist in Residence Receptions

2026 Mentored Woodworking Residency - June 20th

Spring/Summer Ceramics Residency - July 18th

ESSA's Artist Residencies bring working artists and creatives to the ESSA campus for weeks of focused exploration and studio time, and our Artist-in-Residence Receptions are your chance to experience that magic up close! Meet the artists, hear the stories behind their work, and see what they've created



during their time at ESSA. Join us this season for receptions celebrating our Spring & Summer Ceramics Artists in Residence and our Mentored Woodworking Residency with Doug Stowe. Each gathering offers an inspiring mix of art, conversation, and community.

Studio Strolls

Saturday, March 21st

Saturday, June 27th

Join us for an early evening filled with community connection and creative inspiration at ESSA's Studio Strolls. These free, family-friendly events are open to the public and welcome art lovers of all ages to explore our picturesque campus, step inside active studios, and watch instructors and students bring their work to life through live



demonstrations and displays. Enjoy light refreshments as you meet fellow art enthusiasts and soak in the atmosphere of a campus alive with imagination. Studio Strolls take place from 4:00 to 5:30 PM and offer a welcoming way to discover, connect, and spark your own creative curiosity.

TO:

ESSA'S VISION

ESSA is dedicated to instilling the passion and power of art and fine craft in all of us.

ESSA'S MISSION

In the belief that art is vital to the human spirit, the Eureka Springs School of the Arts commits itself to cultivating, promoting, and encouraging artistic expression by providing art and fine craft education opportunities for students of all levels in a unique environment of beauty and creativity.

CONTACT US!



ESSA-ART.ORG



479-253-5384



@EUREKASPRINGSSCHOOLOFHEARTS



@EUREKASPRINGSSCHOOLOFHEARTS