



ESSA

FALL WINTER 2024



TABLE OF CONTENTS

Welcome Notes	1
Registration Information	2
Campus Map	2
Workshop Calendar	3 - 4
Calendar by Studio	5 - 6
Workshop Spotlight	13 - 14
Events	21 - 22
Contact	23

WORKSHOPS BY MEDIUM

2D Studio	7 - 9
Ceramics	9 - 10
Iron Studio	10 - 12
Small Metals	15 - 17
Special Media	17 - 18
Wood	21 - 22



(ESSA staff and board members at Hands On ESSA 2024)

Welcome to the Eureka Springs School of the Arts Fall/Winter Catalog!

At ESSA, we believe in the transformative power of art and craft for everyone. Whether you are a beginner looking to discover your artistic side or an experienced artisan seeking new techniques, we are committed to helping students of all skill levels unlock their creative potential.

There are many ways to experience ESSA! In addition to workshops, we offer numerous events year-round (check out pages 21-22) as well as artist residencies, scholarships, and special programs for young artists and US military veterans. There is something new around every corner, so keep an eye on our social media and web site to stay up to date on our special programs and pop-up workshops.

Browse through our catalog, discover the possibilities that await you, and take the first step towards exploring and expanding your creative horizons!

Kelly McDonough
Executive Director



REGISTRATION INFORMATION

Register online at essa-art.org (payments are processed through PayPal, however a PayPal account is not required).

Register over the phone by calling ESSA at **479-253-5384**. Please be ready with your credit card information.

Register by July 15th, 2024 for a 10% discount. Carroll County residents are eligible for a year-round 10% local discount. Discounts may not be combined.

Students must be 18 years or older for workshops.

If notice of cancellation is received by phone, email or US mail 20 days prior to the beginning of a workshop tuition payment is refundable *except for a **non-refundable \$75.00 deposit/cancellation fee per workshop.*** Within the 20-day period, no refunds will be offered.

SCHOLARSHIP OPPORTUNITIES

APPLICATION DEADLINE: July 15, 2024 for Fall/Winter 2024

*Workshops fill quickly – we encourage early submission!!!

Individual scholarships provide full coverage of workshop tuition and may also cover material costs for some workshops. They are awarded for students to take a specific workshop based on financial need and other pertinent criteria depending on the source of the funds and funding availability. For all scholarships, you can find a link to the application form on our website, or we can send you an application in the mail. Incomplete applications will not be considered.

CAMPUS MAP

- 1 FOUNDERS BUILDING
(2-D Studio, Clay Studio below)
- 2 SMALL METAL STUDIO
- 3 HILL HOUSE
(Administration | Leather Studio below)
- 4 WOOD & IRON STUDIO
- 5 SHADE-Y LADY COTTAGE
- 6 DREAMER'S COTTAGE
- 7 PERSIMMON SKY COTTAGE
- 8 SURREAL McCOY COTTAGE
- 9 COMMONS HOUSE
- 10 WALTER PEINE STUDIO



NON-DISCRIMINATION POLICY

The Eureka Springs School of the Arts believes that diversity and inclusion are essential to fulfilling its mission to inspire and nurture the human spirit, and we value the perspectives and contributions of all people. The Eureka Springs School of the Arts admits students of any race, color, national origin, and ethnic origin to all the rights, privileges, programs, and activities generally accorded or made available to students at the school. It doesn't discriminate on the basis of race, color, national origin, and ethnic origin in administration of its educational policies, admission policies, scholarship programs, other school-administered programs. The Eureka Springs School of the Arts community is committed to being a community that welcomes and respects everyone.

2024 WORKSHOP CALENDAR

SEPTEMBER

September 5th - 7th (Thurs - Sat)
Soldering and Fusing for Metal Clay
with Brandy Boyd

September 6th - 8th (Fri - Sun)
Turning Elegant Boxes
with Matt Monaco

September 7th - 8th (Sat & Sun)
Finding Harmony with a Limited Palette
with Theresa Laird

September 9th - 13th (Mon - Fri)
Build a Torsion Table
with Doug Stowe

September 10th - 12th (Tues - Thurs)
Setting Faceted Stones
with Brandy Boyd

September 13th - 15th (Fri - Sun)
Wool Felt Hat
with Rose Monzyk

September 14th - 15th (Sat & Sun)
Saggur Fired Ceramics
with Jessica Ames-Russell

September 18th - 22nd (Wed - Sun)
The Traveling Toolchest
with Steve Walter

September 21st (Saturday)
Aluminum "Scratch Block" Foundry
with Michael LeBlanc

September 27th - 29th (Fri - Sun)
Thoughtful Bowl Design
with Phill Sikes

September 27th - 29th (Fri - Sun)
Make Your Own Watercolor Set and Art Journal
with Amber Leibee

September 27th - 29th (Fri - Sun)
Abstract Metal Sculpture from Found Objects
with Joe Malesky

OCTOBER

October 3rd - 6th (Thurs - Sun)
Intermediate Stained Glass
with Dennis Heter

October 4th (Friday)
Introduction to Welding
with Darla Gray-Winter

October 7th - 9th (Mon - Wed)
Handling a Knife with Style
with Robert Dancik

October 7th - 11th (Mon - Fri)
Build a Viking Chest
with Doug Stowe & Dale Custer

October 11th - 13th (Fri - Sun)
A Spoonful...and More!
with Robert Dancik

October 12th - 13th (Sat & Sun)
Urban Sketching
with James White

October 23rd - 27th (Wed - Sun)
Hollow Form Rings
with William Vanaria

October 24th - 27th (Thurs - Sun)
Forging a Coat Rack
with Anna Koplík

October 25th - 27th (Fri - Sun)
Large Flowers in Watercolor
with Marlene Gremillion

October 26th - 27th (Sat & Sun)
Beginning Digital Photography
with Ed Alexander

2024 WORKSHOP CALENDAR

NOVEMBER

November 1st - 3rd (Fri - Sun)

Exploring Ringmaking

with Dana Finimore

November 1st - 3rd (Fri - Sun)

Found Object Metal Sculpture

with Tom Flynn

November 4th - 6th (Mon - Wed)

Lighten Up / Loosen Up

with Richard Stephens

November 7th - 10th (Thurs - Sun)

Bladesmithing

with Allen Newberry

November 8th - 10th (Fri - Sun)

Figure Drawing

with Cynthia Kresse

November 8th - 10th (Fri - Sun)

Natural Rim Bowls

with Matt Monaco

November 14th (Thursday)

Intro to Drawing

with Mary Springer

November 14th (Thursday)

Sharpening Chisels and Planes

with Doug Stowe

November 18th - 20th

(Mon - Wed)

Pendant with Sculpted Silver Chain

with Mary Lou Christie

November 22nd - 24th (Fri - Sun)

Rings Galore

with Mary Lou Christie

November 22nd - 24th (Fri - Sun)

Making Jigs for Box Making

with Doug Stowe

November 23rd (Saturday)

Welding 101

with Preston Carson

November 24th (Sunday)

Welding 101

with Preston Carson

DECEMBER

December 5th - 8th (Thurs - Sun)

Abstraction: The Freedom to

Express Yourself

with Dana Finimore

December 6th - 8th (Fri - Sun)

Flowers Forged and Fabricated

with Daren Fitzpatrick

December 6th - 8th (Fri - Sun)

Sculpting the Portrait in Clay

with Michael Warrick

December 7th - 8th (Sat & Sun)

Alcohol Inks On Metal

with Faith Cleveland

December 7th - 8th (Sat & Sun)

Weaving on a Frame Loom

with Dawn Ward

December 13th - 15th (Fri - Sun)

Intermediate Blacksmithing

with Dale Custer

December 14th - 15th (Sat & Sun)

Build a Mini Moxon Vise

with Doug Stowe



WORKSHOPS BY STUDIO

2D WORKSHOPS: PAGES 7 – 9

September 7th - 8th (Sat & Sun)
Finding Harmony with a Limited Palette

with Theresa Laird

September 27th - 29th (Fri - Sun)
Make Your Own Watercolor Set and Art Journal

with Amber Leibee

October 12th - 13th (Sat & Sun)
Urban Sketching

with James White

October 25th - 27th (Fri - Sun)
Large Flowers in Watercolor

with Marlene Gremillion

November 4th - 6th (Mon - Wed)
Lighten Up / Loosen Up

with Richard Stephens

November 8th - 10th (Fri - Sun)
Figure Drawing

with Cynthia Kresse

November 14th (Thursday)
Intro to Drawing

with Mary Springer

December 5th - 8th (Thurs - Sun)
Abstraction: The Freedom to Express Yourself

with Dana Finimore

CERAMICS: PAGES 9 & 10

September 14th - 15th (Sat & Sun)
Saggar Fired Ceramics

with Jessica Ames-Russell

December 6th - 8th (Fri - Sun)
Sculpting the Portrait in Clay

with Michael Warrick

IRON WORKSHOPS: PAGES 10 – 12

September 21st (Saturday)
Aluminum "Scratch Block" Foundry

with Michael LeBlanc

September 27th - 29th (Fri - Sun)
Abstract Metal Sculpture from Found Objects

with Joe Malesky

October 4th (Friday)
Introduction to Welding
with Darla Gray-Winter

October 24th - 27th (Thurs - Sun)
Forging a Coat Rack
with Anna Koplík

November 1st - 3rd (Fri - Sun)
Found Object Metal Sculpture
with Tom Flynn

November 7th - 10th (Thurs - Sun)
Bladesmithing
with Allen Newberry

November 23rd (Saturday)
Welding 101
with Preston Carson

November 24th (Sunday)
Welding 101
with Preston Carson

December 6th - 8th (Fri - Sun)
Flowers Forged and Fabricated
with Daren Fitzpatrick

December 13th - 15th (Fri - Sun)
Intermediate Blacksmithing
with Dale Custer

WORKSHOPS BY STUDIO



SMALL METALS: PAGES 15 - 17

September 5th - 7th (Thurs - Sat)
Soldering and Fusing for Metal Clay
with Brandy Boyd

September 10th - 12th (Tues - Thurs)
Setting Faceted Stones
with Brandy Boyd

October 7th - 9th (Mon - Wed)
Handling a Knife with Style
with Robert Dancik

October 11th - 13th (Fri - Sun)
A Spoonful...and More!
with Robert Dancik

October 23rd - 27th (Wed Sun)
Hollow Form Rings
with William Vanaria

November 1st - 3rd (Fri - Sun)
Exploring Ringmaking
with Dana Finimore

November 18th - 20th (Mon - Wed)
Pendant with Sculpted Silver Chain
with Mary Lou Christie

November 22nd - 24th (Fri - Sun)
Rings Galore
with Mary Lou Christie

December 7th - 8th (Sat & Sun)
Alcohol Inks On Metal
with Faith Cleveland

SPECIAL MEDIA: PAGES 17 & 18

September 13th - 15th (Fri - Sun)
Wool Felt Hat
with Rose Monzyk

October 3rd - 6th (Thurs - Sun)
Intermediate Stained Glass
with Dennis Heter

October 26th - 27th (Sat & Sun)
Beginning Digital Photography
with Ed Alexander

December 7th - 8th (Sat & Sun)
Weaving on a Frame Loom
with Dawn Ward

WOOD WORKSHOPS: PAGES 21 & 22

September 6th - 8th (Fri - Sun)
Turning Elegant Boxes
with Matt Monaco

September 9th - 13th (Mon - Fri)
Build a Torsion Table
with Doug Stowe

September 18th - 22nd (Wed - Sun)
The Traveling Toolchest
with Steve Walter

September 27th - 29th (Fri - Sun)
Thoughtful Bowl Design
with Phill Sikes


October 7th - 11th (Mon - Fri)
Build a Viking Chest
with Doug Stowe & Dale Custer

November 8th - 10th (Fri - Sun)
Natural Rim Bowls
with Matt Monaco

November 14th (Thursday)
Sharpening Chisels and Planes
with Doug Stowe

November 22nd - 24th (Fri - Sun)
Making Jigs for Box Making
with Doug Stowe

December 14th - 15th (Sat & Sun)
Build a Mini Moxon Vise
with Doug Stowe



2D STUDIO

Finding Harmony with a Limited Palette

Theresa Laird

September 7th - 8th (Sat & Sun)

\$140 Additional materials may be required - All Levels

What can you do with red, yellow, and blue? Learn the unlimited possibilities of working with a limited palette. Work with 2 different limited palettes, mixing a full range of colors and values. Explore the difference between the 2 palettes with 2 small paintings. Learn about a variety of other limited palettes to try at home.

Theresa (Mena, AR) creates oil paintings that reflect her deeply felt connection to the natural environment. Her landscape paintings have appeared in Plein Air and Fine Art Connoisseur Magazines. Her works hang in corporate and private collections and have been the subject of 3 solo exhibitions.



Make Your Own Watercolor Set and Art Journal

Amber Leibee

September 27th - 29th

(Fri - Sun)

\$280 All materials included - All Levels



Make a 5 color-professional grade watercolor paint set, brew a bottle of locally foraged botanical ink, and hand bind a softcover watercolor and sketch journal. Learn the history of your pigments and how they work together with ink for use in your hand bound journal.

Amber (Eureka Springs, AR) has been a resident of Eureka Springs since November 2020. She and her husband, Lloyd, had visited the area for many years before making the move to be closer to the thriving artist community. Amber is currently living her dream of owning an art supply store in Eureka Springs. She and her husband hand make many of the items for sale in their shop, Adventure Art.

Urban Sketching

James White

October 12th - 13th

(Sat & Sun)

\$140 Additional materials may be required - All Levels

Join the growing worldwide Urban Sketching phenomena. You will spend one day discussing various subjects like one and two-point perspective, value, the color wheel, limited palette, and mark-making. On day two, you will head outdoors to try your hand at sketching subjects in Plein Air. You will use readily available pen & ink and watercolor with sketchbooks or watercolor pads.



James (Eureka Springs, AR) has taught painting and drawing as well as 3-dimensional art workshops to neighborhood groups and at ESSA, and has years of experience in providing training and instruction in business, science and computer software programs.

Large Flowers in Watercolor

Marlene Gremillion

October 25th - 27th (Fri - Sun)

\$235 Additional materials may be required
- All Levels

Create a unique, one of a kind, large scale, watercolor floral piece on a full 22x30" or half 22x15" sheet of paper. Learn to achieve good composition, moisture control, color mixing, and moving of color on paper with plenty of water. You will not believe what you can create when you learn to handle the water in "watercolor!" Experience with watercolor is not required, but will be helpful.



Marlene (Hot Springs Village, AR) has been an artist for 35 years. She creates in oil, pastel, watercolor, collage, glass and jewelry. She enjoys experimenting and says, "It sort of reminds me of being a child at play. I just enjoy having fun along with it being therapeutic for me."

Lighten Up / Loosen Up

Richard Stephens

November 4th - 6th (Mon - Wed)

\$235 Additional materials may be required
- All Levels

Practice color mixing and creating textures. Discover the importance of "timing" in watercolor, water/pigment ratio, developing basic drawing skills, and doing value sketches. Learn how watercolor is different from opaque mediums, as well as a few "tricks" to use working from photos. Although design principles are of utmost significance, in this class, exposure to the tools and physics of watercolor is the focus.



Richard (Hot Springs, AR) graduated from the University of Central Arkansas in 1969 with a degree in art. Richard enjoyed a 45 year career as a freelance Commercial Artist/Graphic Designer/Illustrator. He has been conducting workshops nationwide for over 20 years. During the past few years, Stephens has won awards in numerous watercolor shows and competitions around the country, and in 2018 was awarded the Arkansas Governor's Arts Award for an Individual Artist.


Figure Drawing

Cynthia Kresse

November 8th - 10th (Fri - Sun)

\$242.50 Additional materials may be required
- Intermediate

This figure drawing course will give you the tools to draw the figure well. You will learn a different way of seeing form using the interplay of light, shadow, negative/positive spaces, and tones to define the figure and build lifelong skills in this cornerstone of artistic training. Some drawing experience is helpful.



Cynthia (Eureka Springs, AR) received her Master of Arts in Medical Illustration from the University of Texas Southwestern in Dallas; she has taught Life Drawing at the Arkansas Arts Center in Little Rock, AR. She is an active and awarded member of the Arkansas Pastel Society.

Intro to Drawing

Mary Springer

November 14th (Thursday)

\$75 Additional materials may be required -
Beginner

Learn the fundamental principles of drawing! Mary will discuss form, contour, value, and proportion. You will experiment with tonal value shading, negative vs. positive space, and learn exercises to practice at home to continue to improve your drawing skills. This class will help you see like an artist and begin to develop eye-hand coordination and connection like never before.



Mary (Eureka Springs, AR) is a sculptor and painter with a BFA from the Memphis College of Art and is one of the founders of the Eureka Springs School of the Arts. She has taught and attended many workshops in different artistic disciplines and spiritual philosophies with master practice from India to France. Mary took a Master Class with internationally known figure painter Philip Pearlstein at the Corcoran, in Washington, D.C.

Abstraction: The Freedom to Express Yourself

Dana Finimore

December 5th - 8th (Thurs - Sun)

\$300 All materials included - All Levels

Using a combination of paint, various mediums, graphite, and charcoal, you will explore a plethora of techniques to build expressive art. Examine the elements of art and design, as well as color theory techniques. Abstract art can be liberating because it is free of the logic of perspective and realism, and seeks to satisfy the whims of the artist. This class is about giving you artistic license to create!



Dana (Mountain View, AR) earned a BFA and MFA at Memphis College of Art. She was a Professor of Art at NWCC and a Teaching Artist at Walter Anderson Museum of Art, Mobile Museum of Art, Mississippi Craftsman's Guild, Arkansas Craft School, and Art Place Mississippi. Dana has enjoyed a diverse career path as a visual artist. Her work as an artist includes printmaking, painting, clay, and small metals.



CERAMICS



Sagger Fired Ceramics

Jessica Ames-Russell

September 14th - 15th (Sat & Sun)

\$195 All materials included - All Levels

Learn how to create distinctive surface decoration with sagger firing, a specialized technique where ceramic pieces are enclosed in a container, called a sagger, during the firing process. You will decorate premade ceramic pieces with a variety of chemical and combustible materials and wrap the clay pieces in aluminum foil to create a closed sagger to fire in. You will then participate in the firing, cleaning, and sealing processes to create 3 finished ceramic pieces.



Jessica (Eureka Springs, AR) taught art for 15 years as a high school art teacher in Eureka Springs. She has experience working in and teaching drawing, painting, jewelry, printmaking, sculpture, and ceramics. She regularly shows her work downtown at Brews, sells work online, and hosts painting parties in Eureka Springs.

Sculpting the Portrait in Clay

Michael Warrick

December 6th - 8th (Fri - Sun)

\$295 All materials included - All Levels

Working primarily from a live model, you will explore techniques on building the structure of the skull, profile, and basic feature placement through the use of small coils and slabs of clay. Learn the finishing approaches for skin texture, clothing and hair, as well as how to build and sculpt the eye's iris. Experience in working with clay or drawing portraits will be helpful, but is not necessary.

Michael (Little Rock, AR) was designated the Arkansas Arts Council's 2020 Living Treasure award. He has sculptural works in fifteen states, China and South Korea, plus a national exhibition record and has been a Visiting Artist, Artist-In-Residence, or Lecturer at numerous institutions.



Aluminum "Scratch Block" Foundry

Michael LeBlanc

September 21st (Saturday)

\$180 All materials included - All Levels

Learn about the fascinating process of aluminum "scratch block" foundry. Implementing scribing tools, you will design your own tile mold to make low relief sculptures which will then be cast with molten aluminum to create a durable and unique work of art.

Michael (Bentonville, AR) is a cast metal sculptor, educator, and researcher who has presented and exhibited nationally and internationally for the last 15 years.



Abstract Metal Sculpture from Found Objects

Joe Malesky

September 27th - 29th
(Fri - Sun)

\$250 All materials included -
All Levels

Learn to create abstract metal sculptures using reclaimed steel along with found objects.

With a focus on spontaneous design, students will be encouraged to incorporate balance and negative space in their sculpture.

Joe (Strafford, MO) started welding and working with metal at age 13. He found a way to turn his industrial experience into an art form. Joe currently has his mantel-sized art available at Bluestem Art Gallery in Columbia MO. Most of Joe's time and artistic abilities are now best represented in large public art pieces that are currently displayed in 7 states and 14 cities in the midwest.



Introduction to Welding

Darla Gray-Winter
October 4th (Friday)

\$95 All materials included -
All Levels

Learn the basic operation of a wire feed MIG welder, different types of welds (tack welds, fill welds, etc.), metal cutting, and grinding. You will practice the different types of welding used for metal art and learn when to use them. You will create a small paperweight sized project to keep that utilizes all the applications above.

Darla (Golden, MO) began in woodworking by building guitars. Now working in multiple media, Darla does woodturning, beginning welded art, and small metal works.



Forging a Coat Rack

Anna Koplik

October 24th - 27th
(Thurs - Sun)

\$360 All materials included -
All Levels

Create a wall hanging, riveted coat rack while learning the basics of forging. Learn how to swing a hammer at the anvil and forge hot steel. Become familiar with various forging processes, including tapering, scrolling, bending, shouldering, and spreading steel. Then drill and rivet together your components to create a finished, functional coat rack.

Anna (Belle Mead, NJ) graduated from the Pratt Institute in Brooklyn, NY with a BFA in Jewelry and has worked as a journeyman blacksmith at various craft schools and architectural blacksmith shops. Anna's personal work focuses mainly on tool and utensil making, and combines functionality with a refined, delicate aesthetic.



Found Object Metal Sculpture



Tom Flynn

November 1st - 3rd (Fri - Sun)

\$255 All materials included - All Levels

Learn the basics of welding, plasma cutting, propane torch, and cool connections to create your own found object sculpture. Exercise your creativity using pickings provided by the instructor or bring your own scrap to create one-of-a-kind works of art.

Tom (Rogers, AR) has been doing found object metal art for the last 15 years. He also works as a lighting and electrical designer, brews beer and makes home-made root beer, writes music and plays several types of musical instruments.



Bladesmithing

Allen Newberry

November 7th - 10th (Thurs - Sun)

\$385 All materials included - All Levels

Take a stab at bladesmithing by forging your own knife. Use a hammer and anvil to forge a medium-sized, full tang knife from carbon steel and learn the basics of heat treating with a forge. Finish your project by grinding the blade and adding a handle to your knife.

Allen (Lowell, AR) is a Journeyman Smith with the American Bladesmith Society and Arkansas's first Forged in Fire Champion. He enjoys working with steel to create pieces that are aesthetically pleasing yet are quite functional.



Intro to Welding

Preston Carson

November 23rd

(Saturday)

\$95 All materials included -

Beginner

Intro to Welding

Preston Carson

November 24th

(Sunday)

\$95 All materials included - Beginner

Want to try welding in a safe and encouraging environment? Learn the fundamentals of welding in this one-day workshop. Leave with a basic understanding of the equipment and hands-on experience.

Preston (Eureka Springs, AR) has many years of experience in all kinds of welding, having set up and run his own welding business, as well as a welding shop in the Kansas City area for a large manufacturing facility.



Flowers Forged and Fabricated

Daren Fitzpatrick

December 6th - 8th (Fri - Sun)

\$260 All materials included - All Levels

Bring steel sheet metal and bar stock to life with rich textures and organic forms. Students will learn forging techniques, welding skills, and basic power hammer usage while creating unique floral sculptures. This workshop will be suitable for beginners and returning students alike. Prior experience is not necessary, but those with prior blacksmithing or welding experience will be able to create more complex pieces during the workshop.

Daren (Highlandville, MO) has nearly 30 years of welding/fabrication experience. His blacksmithing work began as a hobby, then took prominence when he began doing architectural ironwork on commission. Daren combines his fabrication skill set with traditional blacksmithing techniques to create unique, functional, and sculptural pieces.



Intermediate Blacksmithing

Dale Custer

December 13th - 15th (Fri - Sun)

\$255 All materials included - Intermediate

Expand your skillset by discovering how to transform common steel pipe into a colonial candle holder and a set of candlesticks. You will learn how to forge pipe safely, and you will be introduced to the guillotine tool. These skills will prepare you to create numerous other projects. The ability to do some heavy hand forging and welding is required.

Dale (Roland, AR) began blacksmithing about 15 years ago with a class at a local university. He is a past president of the Blacksmith Organization of Arkansas. He has always enjoyed bringing new knowledge to those who are searching for it and mixes fun with information.



WORKSHOP



SPOTLIGHT





SMALL METALS

Setting Faceted Stones

Brandy Boyd

September 10th - 12th (Tues - Thurs)

\$395 All materials included - Intermediate

Learn how to create settings for and properly set faceted stones in silver. Explore making a traditional basket/prong setting, tube settings, and a custom stepped bezel setting as well as ways to make these settings unique! Projects include a ring, a pair of earrings, and a pendant, and are infinitely customizable. Experience with using a torch to solder silver is not required, but can be helpful.



Brandy (Bartlett, TN) wears many hats, but metalsmith and teacher are her favorites. Empowering people to explore their creative potential, connect with the world around them through making, and pass on the knowledge of how to do that are driving forces for her. She hopes to inspire the curiosity that was nurtured in her in others, regardless of age or walk of life.

Soldering and Fusing for Metal Clay

Brandy Boyd

September 5th - 7th (Thurs - Sat)

\$425 All materials included - All Levels

Gain the skills needed to add milled metal to your metal clay work.

Learn how to use argentium, how to prepare metal clay to successfully solder findings and milled metals with it, and how to sweat-solder copper and silver metal clay pieces together.

You'll also learn how to use pre-made bezel cups and set gemstones in them. Experience with metal clay and/or using a torch to solder silver is not required, but can be helpful.



Brandy (Bartlett, TN) wears many hats, but metalsmith and teacher are her favorites. Empowering people to explore their creative potential, connect with the world around them through making, and pass on the knowledge of how to do that are driving forces for her. She hopes to inspire the curiosity that was nurtured in her in others, regardless of age or walk of life.



Handling a Knife with Style

Robert Dancik
October 7th - 9th (Mon - Wed)

\$315 All materials included - All Levels

Customize your own knife. Choose a pre-sharpened knife blade for which you

will fashion a handle out of Faux Bone, a material that is at once easy to form and color, nearly unbreakable and non-toxic. The handle will be attached using traditional and non-traditional methods and you can add virtually anything to your knife to personalize it.

A Spoonful...and More!

Robert Dancik

October 11th - 13th - (Fri - Sun)

\$315 All materials included - All Levels

Using various metals, you will fashion the "bowls" of your spoons and then pair these with virtually any material for the handle. Metal, Faux Bone, wood, and found objects are just a few of the possibilities.

You'll also learn how to make a one piece – no solder, fold-formed spoon.

Robert (Seymour, CT) is an artist/educator/author and developer of materials for artists. His work can be seen in numerous books, publications, museum and private collections around the world. Robert has taught for over 30 years working with students from kindergarten to graduate school as well as teaching workshops across the US and abroad.



Hollow Form Rings

William Vanaria

October 23rd - 27th

(Wed - Sun)

\$480 All materials included - Intermediate

Learn how to transform a sheet of metal into a three-dimensional volumetric form by creating one of the Hollow Form Rings popularized by Alan Revere's book "Professional Jewelry Making." Along the way, students will learn several different finishing techniques from a jewelry industry grade "mirror finish," to an offbeat textured affair. No two rings will look alike as students customize them to their own desires. Some metalsmithing experience is required.

William (Waltham, MA) is a metalsmith with a penchant for odd materials. He maintains a studio practice in Waltham, Massachusetts, while teaching at various institutions. He received a BFA from the Massachusetts College of Art, and an MFA from UMass Dartmouth.



Exploring Ringmaking

Dana Finimore

November 1st - 3rd (Fri - Sun)

\$280 All materials included - All Levels

Learn to make a ring with a bezel set stone, a spinner ring, a texturized band, and a band with mixed metal sweat soldered components. Become familiar with various metalsmithing tools while learning to size, cut, solder, shape, design and finish several rings.



Dana (Mountain View, AR) earned a BFA and MFA at Memphis College of Art. She was a Professor of Art at NWCC and a Teaching Artist at Walter Anderson Museum of Art, Mobile Museum of Art, Mississippi Craftsman's Guild, Arkansas Craft School, and Art Place Mississippi. Dana has enjoyed a diverse career path as a visual artist. Her work as an artist includes printmaking, painting, clay, and small metals.



Pendant with Sculpted Silver Chain

Mary Lou Christie

November 18th - 20th (Mon - Wed)

\$355 All materials included - Intermediate

Explore silversmithing to create wearable art. In this class you will design and create a pendant with a gemstone cabochon and sculpt silver wire to create an artful chain. While fabricating your projects, you will become familiar with various equipment in the small metals studio and learn design, bezel formation, soldering, how to sculpt silver, sawing, use of patina, and stone setting. Some silversmithing experience is required.



Rings Galore

Mary Lou Christie

November 22nd - 24th (Fri - Sun)

\$360 All materials included - All Levels



Learn the basics of silversmithing and create your own wearable art. Design and create three rings to take home, including a sterling silver spinner ring, a gemstone "tid-bit" ring and wide band gemstone ring. While fabricating your projects, you will become familiar with various equipment in the small metals studio

and learn design, bezel formation, soldering, how to create texture using silver wire, sawing, use of patina, and stone setting.

Mary Lou (Tahlequah, OK) is a retired elementary teacher who now spends her time honing her skills and teaching jewelry making classes in her Tahlequah, OK studio. Her creations have been featured in several galleries and are shown at Fine Art Festivals in Texas, Kansas, Oklahoma, Missouri and Arkansas. Her creations have won numerous fine art awards.



Alcohol Inks On Metal

Faith Cleveland

December 7th - 8th (Sat & Sun)

\$192 All materials included - All Levels

Alcohol inks love a non-porous surface, so they're perfect for adding interest to metal pieces. You will learn the many techniques of alcohol inks on metal as well as become familiar navigating your way around a small metals studio. Students will leave with a completed bracelet and pair of earrings and can explore further if time allows.

Faith (Eureka Springs, AR) has been practicing alcohol ink, ceramics, and small metals for several years. Her work has appeared in galleries downtown and online. Her passion for making has lead her to sharing her knowledge through teaching at ESSA.



Wool Felt Hat

Rose Monzyk

September 13th - 15th (Fri - Sun)

\$275 Additional materials may be required - All Levels

Learn basic millinery techniques to design and block your small brimmed wool felt hat. Also learn to line it, do edge finishes, and create your own embellishments. Some experience with handstitching will be necessary.

Rose (Washington, MO) began millinery 20 years ago to explore her love for fabric and wearing hats. Since then, she has fashioned more than 1500 hats! Her work has been featured in the Kentucky Derby Museum. She won the Top Hat Competition for the Judith M Wool Design Contest, earned Hatty Awards and been featured in Missouri Life Magazine and Rural Missouri Magazine.



Intermediate Stained Glass Dennis Heter

October 3rd - 6th (Thurs - Sun)

\$310 All materials included - Intermediate

This workshop is designed for students who already have basic skills in building stained glass items using the copper foil method (cutting, grinding, foiling, and soldering). You will learn new skills including pattern cutting, using a ring saw, frame construction, chain attachment methods, decorative soldering, cutting curves and circles, improving soldering skills, and repair work. You will increase your stained glass skills by making one of several provided panel designs.

Dennis (Rogers, AR) and his wife (and two dogs) live in the War Eagle area in a log home located on 40 acres of woods. He has a small stained glass business, Wizard Stained Glass, which he operates from his home.



Beginning Digital Photography


Ed Alexander

October 26th - 27th

(Sat & Sun)

\$140 Additional materials may be required - Beginner

Learn about subject selection and composition basics, transferring images to the computer, and processing in Photoshop Elements. You will become familiar with metering, depth of field, shutter speed, and white balance and gain understanding of camera controls and how they improve photos.



Ed (Melbourne, AR) has been exploring the wilds of Arkansas most of his life with a camera in hand. After 34 years as a music educator, he retired to the Ozarks. He is President of the Arkansas Craft Guild, an Instructor for the Arkansas Craft School, and has been an artist on the Off the Beaten Path Studio Tour for 15 years.

Weaving on a Frame Loom


Dawn Ward

December 7th - 8th (Sat & Sun)

\$185 Additional materials may be required - Beginner

Learn the basic skills of using a frame loom, including threading the warp, basic weaving techniques, weaving materials, and finishing the weaving for display. You will leave with a finished woven wall hanging and a table-top loom kit to complete future projects at home.

Dawn (Eureka Springs, AR) has been making and teaching art for over 26 years. She has exhibited her works nationally and has been the recipient of several residency awards throughout her career. She currently teaches workshops at ESSA and serves as their Advancement Coordinator.





WOOD

Turning Elegant Boxes

Matt Monaco

September 6th - 8th (Fri - Sun)

\$315 All materials included - All Levels

Learn to create elegant and beautifully proportioned lidded containers with an emphasis on fine turned detail. Students will develop their individual style that will help them to design both individual containers as well as making them in a series. Prior woodturning experience will be helpful.

Matt (Grandview, MO) operates a full time woodturning studio in the Ozark region of Missouri, making dedicated collections, signature series vessels, lidded containers, and spindle-turned items for industries of craft, interior design and the high end furniture trade. Matt is a Fine Woodworking Contributor and Ambassador, and is supportive of U.S. craft organizations & environments that carry desire to further integrate woodturning into wider demographics, and wish to see the craft thrive into the future.



Build a Torsion Table

Doug Stowe

September 9th - 13th (Mon - Fri)

\$455 All materials included - Intermediate

The torsion table is a unique design that gets its name from the torsion rods used to provide the suspension in old VW bugs. Round rods fitting into round tenons are locked in a triangular arrangement to each other and provide amazing strength, stability, and grace. The height of the hall table provides an excellent view of the interesting structure. While adhering to the basic construction technique, variations of this design will be allowed in class to fit your home circumstances.

Doug (Eureka Springs, AR) is the author of 15 books and over 90 articles in woodworking publications, including Fine Woodworking, Woodwork, and American Woodworker. Doug has spent 45 years as a professional woodworker and is one of the founders of Eureka Springs School of the Arts. In 2009, Doug was named an Arkansas Living Treasure by the Arkansas Department of Heritage.



The Traveling Toolchest

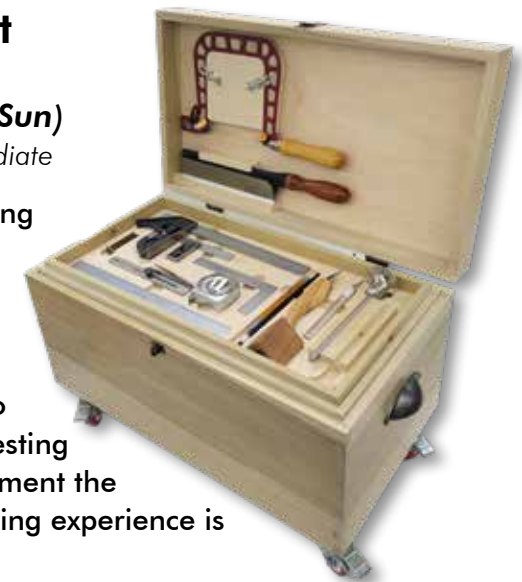
Steve Walter

September 18th - 22nd (Wed - Sun)

\$580 All materials included - Intermediate

Build a travel size tool chest featuring hand cut dovetail construction. Inside the case will be one or more removable trays that are customizable to fit the needs of the builder. The case is designed so participants can build additional nesting cases and a rolling base to complement the chest if they wish. Some woodworking experience is required.

Steve (Tulsa, OK) is a professional Woodworker and Instructor, and has developed and taught classes for Tulsa Tech, N.E. Tech Tulsa Wood Arts and Clear Creek Monastery in Oklahoma



Thoughtful Bowl Design

Phill Sikes

September 27th - 29th (Fri - Sun)

\$300 All materials included - All Levels

Turn beautiful bowls while exploring thoughtful design elements that go beyond basic utility. We'll look at traditional and modern bowl designs and focus on proper tool usage and bowl turning techniques. Students will have the opportunity to turn an open form bowl, enclosed form bowl and shallow bowl if time permits. Prior experience on the lathe is helpful but not required. Those new to woodturning will focus on fundamentals in their projects while experienced turners can focus on more challenging versions of the projects.

Phill (Overland Park, KS) is a woodturner primarily working in sculptural vessels and production woodenware. He is a member of the AAW, Kansas City Woodturners and is a mentor, demonstrator and teacher. His work can be found in exhibitions, shops and homes throughout the world.



Build a Viking Chest

Doug Stowe & Dale Custer

October 7th - 11th (Mon - Fri)

\$420 All materials included - All Levels

Work with two experts in two different studios to create an heirloom chest while learning basic woodworking and basic blacksmithing techniques. In this class, taught by accomplished blacksmith Dale Custer and master woodworker Doug Stowe, you will craft a viking style white oak chest and finish it with hardware you've crafted yourself.

Dale (Roland, AR) began blacksmithing about 15 years ago with a class at a local university. He is a past president of the Blacksmith Organization of Arkansas. He has always enjoyed bringing new knowledge to those who are searching for it and mixes fun with information.



See next column for Doug's bio

Natural Rim Bowls

Matt Monaco

November 8th - 10th (Fri - Sun)

\$315 All materials included - All Levels

Design, turn, and create finely proportioned natural rim vessels on the wood lathe. Share in the joy of shaping and hollowing to explore and reveal one of woodturning's most rewarding varieties of forms. Learn the importance of properly shaped and sharpened tools, developing one's natural eye for design, and how to practice for best results. Prior woodturning experience will be helpful.

Matt (Grandview, MO) operates a full time woodturning studio in the Ozark region of Missouri, making dedicated collections, signature series vessels, lidded containers, and spindle-turned items for industries of craft, interior design and the high end furniture trade. Matt is a Fine Woodworking Contributor & Ambassador, and is supportive of U.S. craft organizations and environments that carry desire to further integrate woodturning into wider demographics, and wish to see the craft thrive into the future.



Sharpening Chisels and Planes

Doug Stowe

November 14th (Thursday)

\$90 All materials included - All Levels

Come with dull planes and chisels; go home with them sharp and your mind honed with skills to keep them that way.

Doug (Eureka Springs, AR) is the author of 15 books and over 90 articles in woodworking publications, including Fine Woodworking, Woodwork, and American Woodworker. Doug has spent 45 years as a professional woodworker and is one of the founders of Eureka Springs School of the Arts. In 2009, Doug was named an Arkansas Living Treasure by the Arkansas Department of Heritage.



Making Jigs for Box Making

Doug Stowe

November 22nd - 24th
(Fri - Sun)

\$275 All materials included -
All Levels



Learn to make jigs and fixtures for box making, such as a table saw sled for miters and 45-degree cuts, a miter key jig for cutting miter key slots, a jig for routing grooves for hidden splines at the corners of a mitered box, a finger joint jig, and others based on student interest.

Build a Mini Moxon Vice

Doug Stowe

December 14th - 15th (Sat & Sun)

\$220 All materials included - All Levels

The moxon vise is one of the earliest forms of woodworking vises but its real history goes back into biblical times. The small vise you will create in this workshop is useful for cutting dovetails or other forms of handwork in the shop, but because it can be clamped to a table or desk, can also be used for introducing kids to woodworking, even in schools.

Doug (Eureka Springs, AR) is the author of 15 books and over 90 articles in woodworking publications, including *Fine Woodworking*, *Woodwork*, and *American Woodworker*. Doug has spent 45 years as a professional woodworker and is one of the founders of Eureka Springs School of the Arts. In 2009, Doug was named an Arkansas Living Treasure by the Arkansas Department of Heritage.



EVENTS



THE MAD HATTER BALL

The Mad Hatter Ball is ESSA's premiere fundraiser, party, and hat contest! Held at the Historic Crescent



Hotel in downtown Eureka Springs, Arkansas, this highly anticipated event features music, dinner, and an auction. The Mad Hatter Ball is held on the third Friday of October every year!

Join us for the 2024 Mad Hatter Ball on Friday, October 18th!

STUDIO STROLLS

Experience the magic of art in motion at the Eureka Springs School of the Arts' studio strolls! We cordially invite you to join us for a journey into the heart of creativity. Wander through our picturesque campus and get an exclusive peek inside various art studios. With instructor demonstrations, student art, and light refreshments offered, studio strolls are a perfect way to be inspired, engage with the artistic community, and ignite your own creative spark.



See our website or follow us on social media for dates!



VETERANS DAY

In appreciation of our veterans, ESSA will be hosting a day of free workshops in varying mediums, open to any US military veteran, with a free lunch provided. This event is funded by donation to the Jim McCoy Veterans Fund.



ESSA's Veteran's Day event is November 16, 2024. Visit our website for more information!

HANDS ON ESSA

Hands On ESSA is Eureka Spring's premiere Spring Art event and fundraiser for the Eureka Springs School of the Arts! On the first week of April every year some of the finest makers and artists in this region will lead attendees in trying their hand at various types of hands-on activities. This interactive event also features a silent auction of small works of art and some tasty refreshments.



Join us for Hands On ESSA 2025, on Saturday, April 5th, 2025!

RESIDENCY RECEPTIONS

The Eureka Springs School of the Arts offers residency opportunities for artists who are seeking focused time to refine their skills, create work, and/or explore new avenues within their medium. A residency reception is held after to showcase the art created at ESSA and to give the public a chance to view and purchase it.



See our website or follow us on social media for dates!

THE ARTRAGEOUS PARADE

Eureka Springs is THE place to express your inner creator and truly be yourself, and the Artrageous Parade is the perfect example! The Artrageous Parade has been a local and regional favorite for many years, and ESSA strives to continue this beloved tradition for many years to come. Join us in downtown Eureka Springs the first Saturday of May for music, performances, art, costumes, and lots of surprises in the outrageous Artrageous Parade.



Join us for the 2025 ARTrageous Parade on Saturday, May 3rd, 2025!



TO:

ESSA'S VISION

ESSA is dedicated to instilling the passion and power of art and fine craft in all of us.

ESSA'S MISSION

In the belief that art is vital to the human spirit, the Eureka Springs School of the Arts commits itself to cultivating, promoting, and encouraging artistic expression by providing art and fine craft education opportunities for students of all levels in a unique environment of beauty and creativity.

CONTACT US!



ESSA-ART.ORG



479-253-5384



@EUREKASPRINGSSCHOOLOFHEARTS



@EUREKASPRINGSSCHOOLOFHEARTS