



ESSA

SPRING SUMMER 2024

TABLE OF CONTENTS

Welcome Notes	1
Registration Information	2
Campus Map	2
Workshop Calendar	3 - 4
Calendar by Studio	5 - 6
Events	22
Contact	23

WORKSHOPS BY MEDIUM

2D Studio	7 - 10
Ceramics	11
Iron Studio	12 - 13
Small Metals	14 - 16
Special Media	16 - 19
Wood	19 - 22



We are thrilled to present our latest art and craft workshop catalog, filled with opportunities to explore and expand your creative horizons.

At ESSA, we believe in the transformative power of art and craft for everyone. Our carefully curated workshops are designed to inspire, educate, and provide a platform for self-expression. Whether you are a beginner looking to discover your artistic side or an experienced artisan seeking new techniques, our diverse range of workshops caters to all skill levels.

Our workshops are designed to help you discover the joy of creating with hands-on experiences guided by skilled instructors. At ESSA, we believe that the journey of exploring art and craft is not just about skill acquisition; it's a transformative experience that opens doors to self-discovery and expression. Our staff team and our world class instructors are dedicated to providing you with an immersive and supportive learning environment, surrounded by the natural beauty of our forested campus in the Ozarks. From traditional techniques to modern innovations, we are committed to helping students of all skill levels unlock their creative potential.

Browse through our catalog, discover the possibilities that await you, and take the first step towards a fulfilling and enriching artistic journey. I hope to see you at ESSA in 2024!

A handwritten signature in black ink that reads "Kelly McDonough".

Kelly McDonough
Executive Director

REGISTRATION INFORMATION

Register online at essa-art.org (payments are processed through PayPal, however a PayPal account is not required).

Register over the phone by calling ESSA at **479-253-5384**. Please be ready with your credit card information.

Register by February 15th, 2024 for a 10% discount. Carroll County residents are eligible for a year-round 10% local discount. Discounts may not be combined.

Students must be 18 years or older for workshops.

If notice of cancellation is received by phone, email or US mail 20 days prior to the beginning of a workshop tuition payment is refundable except for a **non-refundable \$75.00 deposit/cancellation fee per workshop**. Within the 20-day period, no refunds will be offered.

SCHOLARSHIP OPPORTUNITIES

APPLICATION DEADLINE: February 15, 2024 for Spring/Fall 2024

*Workshops fill quickly – we encourage early submission!!!

Individual scholarships provide full coverage of workshop tuition and may also cover material costs for some workshops. They are awarded for students to take a specific workshop based on financial need and other pertinent criteria depending on the source of the funds and funding availability. For all scholarships, you can find a link to the application form on our website, or we can send you an application in the mail. Incomplete applications will not be considered.

CAMPUS MAP

- 1 **FOUNDERS BUILDING**
(2-D Studio, Clay Studio below)
- 2 **SMALL METAL STUDIO**
- 3 **HILL HOUSE**
(Administration | Leather Studio below)
- 4 **WOOD & IRON STUDIO**
- 5 **SHADE-Y LADY COTTAGE**
- 6 **DREAMER'S COTTAGE**
- 7 **PERSIMMON SKY COTTAGE**
- 8 **SURREAL McCOY COTTAGE**
- 9 **COMMONS HOUSE**
- 10 **WALTER PEINE STUDIO**



NON-DISCRIMINATION POLICY

The Eureka Springs School of the Arts believes that diversity and inclusion are essential to fulfilling its mission to inspire and nurture the human spirit, and we value the perspectives and contributions of all people. The Eureka Springs School of the Arts admits students of any race, color, national origin, and ethnic origin to all the rights, privileges, programs, and activities generally accorded or made available to students at the school. It doesn't discriminate on the basis of race, color, national origin, and ethnic origin in administration of its educational policies, admission policies, scholarship programs, other school-administered programs. The Eureka Springs School of the Arts community is committed to being a community that welcomes and respects everyone.

2024 WORKSHOP CALENDAR

MARCH

March 9th (Saturday)
Welding 101

with Preston Carson

March 9th (Saturday)
Alcohol Inks on Ceramics
with Faith Cleveland

March 10th (Sunday)
Welding 101

with Preston Carson

March 15th - 17th (Fri - Sun)
Pen and Ink
with James White

March 21st - 24th (Thurs - Sun)
Bladesmithing
with Allen Newberry

March 22nd - 24th (Fri - Sun)
Methods in Acrylic Painting
with Jessica Ames-Russell

March 22nd - 24th (Fri - Sun)
Setting Stones in Silver
with Mary Lou Christie

March 27th - 29th (Wed - Fri)
**Exploring Silversmithing:
Pendant and Cuff**
with Mary Lou Christie

APRIL

April 1st - 3rd (Mon - Wed)
Intro to Stained Glass
with Dennis Heter

April 11th - 13th (Thurs - Sat)
Beginning Watercolor
with Richard Stephens

April 12th - 14th (Fri - Sun)
Intro to Polymer Clay
with Marlene Gremillion

April 12th - 14th (Fri - Sun)
**Welded Sculpture with
Found Materials**
with Joe Malesky

April 19th - 21st (Fri - Sun)
Metal Clay Bootcamp
with Brandy Boyd

April 19th - 21st (Fri - Sun)
Found Object Sculpture
with Tom Flynn

April 20th - 21st (Sat - Sun)
Needle Felting
with Vicki Hardcastle

April 20th - 21st (Sat - Sun)
Intro to Alcohol Ink
with Angela Robert

April 24th - 27th (Wed - Sat)
Silversmithing: Boxes and Locket
with Brandy Boyd

April 26th - 28th (Fri - Sun)
Painting Eureka en Plein Air
with Hugh Dunnahoe

April 26th - 28th (Fri - Sun)
Craftsman Style Clock
with Ray Taylor

April 27th (Saturday)
Intro to Welding
with Darla Gray-Winter

MAY

May 7th - 11th (Tues - Sat)
Color on Metal
with Kathryn Osgood

May 10th - 12th (Fri - Sun)
Pastel Techniques
with Cynthia Kresse

May 10th - 12th (Fri - Sun)
Making Jigs for Box Making
with Doug Stowe

May 16th - 18th (Thurs - Sat)
Beginning Blacksmithing
with Dale Custer

May 17th (Friday)
T's Tote Basket
with Billy Owens

May 18th (Saturday)
Waste Basket and Square Pie Basket
with Billy Owens

May 19th (Sunday)
Small Williamsburg Basket
with Billy Owens

May 20th - 24th (Mon - Fri)
**Jewelry Pas de Deux:
Hollow Form and Reinforced Armature
Techniques for Polymer Clay Jewelry**
with Jeff Dever

2024 WORKSHOP CALENDAR

May 22nd - 24th (Wed - Fri)
Gel Plate Printing Techniques
with Dana Finimore

May 23rd - 25th (Thurs - Sat)
Beginning Foundations in Wood Turning
with Matt Monaco

May 31st - June 2nd (Fri - Sun)
**Intro to Plasma Cutting:
Slicing Metal with Fire**
with Bobby Babcock

May 31st - June 2nd (Fri - Sun)
Figure Drawing
with Mary Springer

JUNE

June 1st & 2nd (Sat - Sun)
Turning Fine Platters
with Ray Taylor

June 5th - 9th (Wed - Sun)
Beautiful Boxes
with Doug Stowe

June 6th - 9th (Thurs - Sun)
Creative Ring Making
with Cathy Flesher

June 7th - 9th (Fri - Sun)
Crocheted Lantern
with Gina Gallina

June 14th - 16th (Fri - Sun)
Drawing with Charcoal and Pastel
with Dennis McCann

June 20th - 22nd (Thurs - Sat)
Glass Window Mosaic
with Julie Hop

June 24th - 28th (Mon - Fri)
Throwing on the Wheel
with Jessica Ames-Russell

June 28th - 30th (Fri - Sun)
**Pouring and Atomizing
Techniques in Watercolor**
with Donna Twyford

JULY

July 12th & 13th (Fri - Sat)
Painting with Oil Pastels
with Barbara Iglehart

July 13th (Saturday)
Glazing Your Pots
with Jessica Ames-Russell

July 15th - 19th (Mon - Fri)
Mosaic Mandala
with Fran Carlin

July 15th - 19th (Mon - Fri)
Intro to Furniture Design
with Steve Palmer

July 20th - August 10th
(3 Hour Sessions Over Four Saturdays)
Mixed Media Doll - Clay and Fabric
with Lisa Crews

July 26th - 28th (Fri - Sun)
Stained Glass Suncatchers
with Atom Bleu

July 26th - 28th (Fri - Sun)
Relief Wood Carvings
with John Engler

AUGUST

Aug 2nd - 4th (Fri - Sun)
Expand Your Water Mixable Oil Painting Skills
with Vic Mastis

Aug 3rd & 4th (Sat - Sun)
Chasing and Repousse'
with Dave Darpinian

Aug 3rd (Saturday)
Silver Inlay
with Allen Newberry

Aug 9th - 11th (Fri - Sun)
Turning Elegant Side Grain Boxes
with Matt Monaco

Aug 17th & 18th (Sat - Sun)
Turning Pens and Pencils with Carbide Tools
with Darla Gray-Winter

Aug 23rd (Friday)
Watercolor Painting for Woodcarvings
with John Engler



WORKSHOPS BY STUDIO

2D Workshops: Pages 7 - 10

March 9th (Saturday)

Alcohol Inks on Ceramics

with Faith Cleveland

March 15th - 17th (Fri - Sun)

Pen and Ink

with James White

March 22nd - 24th (Fri - Sun)

Methods in Acrylic Painting

with Jessica Ames-Russell

April 11th - 13th (Thurs - Sat)

Beginning Watercolor

with Richard Stephens

April 20th - 21st (Sat - Sun)

Intro to Alcohol Ink

with Angela Robert

April 26th - 28th (Fri - Sun)

Painting Eureka en Plein Air

with Hugh Dunnahoe

May 10th - 12th (Fri - Sun)

Pastel Techniques

with Cynthia Kresse

May 22nd - 24th (Wed - Fri)

Gel Plate Printing Techniques

with Dana Finimore

May 31st - June 2nd (Fri - Sun)

Figure Drawing

with Mary Springer

June 14th - 16th (Fri - Sun)

Drawing with Charcoal and Pastel

with Dennis McCann

June 28th - 30th (Fri - Sun)

***Pouring and Atomizing
Techniques in Watercolor***

with Donna Twyford

July 12th & 13th (Fri - Sat)

Painting with Oil Pastels

with Barbara Iglehart

Aug 2nd - 4th (Fri - Sun)

***Expand Your Water Mixable Oil Painting
Skills***

with Vic Mastis

Ceramics Workshops: Page 11

June 24th - 28th (Mon - Fri)

Throwing on the Wheel

with Jessica Ames-Russell

July 13th (Saturday)

Glazing Your Pots

with Jessica Ames-Russell

July 20th - August 10th

***(3 Hour Sessions Over Four Saturdays)
Mixed Media Doll - Clay and Fabric***

with Lisa Crews

Iron Workshops: Pages 12 - 13

March 9th (Saturday)

Welding 101

with Preston Carson

March 10th (Sunday)

Welding 101

with Preston Carson

March 21st - 24th (Thurs - Sun)

Bladesmithing

with Allen Newberry

April 12th - 14th (Fri - Sun)

***Welded Sculpture with
Found Materials***

with Joe Malesky

April 19th - 21st (Fri - Sun)

Found Object Sculpture

with Tom Flynn

April 27th (Saturday)

Intro to Welding

with Darla Gray-Winter

May 16th - 18th (Thurs - Sat)

Beginning Blacksmithing

with Dale Custer

May 31st - June 2nd (Fri - Sun)

Intro to Plasma Cutting:

Slicing Metal with Fire

with Bobby Babcock

Small Metals: Pages 14 - 16

March 22nd - 24th (Fri - Sun)

Setting Stones in Silver

with Mary Lou Christie

March 27th - 29th (Wed - Fri)

Exploring Silversmithing:

Pendant and Cuff

with Mary Lou Christie



April 19th - 21st (Fri - Sun)
Metal Clay Bootcamp
 with Brandy Boyd

April 24th - 27th (Wed - Sat)
Silversmithing: Boxes and Locket
 with Brandy Boyd

May 7th - 11th (Tues - Sat)
Color on Metal
 with Kathryn Osgood

May 20th - 24th (Mon - Fri)
***Jewelry Pas de Deux:
 Hollow Form and Reinforced Armature
 Techniques for Polymer Clay Jewelry***
 with Jeff Dever

June 6th - 9th (Thurs - Sun)
Creative Ring Making
 with Cathy Flesher

Aug 3rd & 4th (Sat - Sun)
Chasing and Repousse'
 with Dave Darpinian

Aug 3rd (Sunday)
Silver Inlay
 with Allen Newberry

Special Media: Pages 16 - 19

April 1st - 3rd (Mon - Wed)
Intro to Stained Glass
 with Dennis Heter

April 12th - 14th (Fri - Sun)
Intro to Polymer Clay
 with Marlene Gremillion

April 20th - 21st (Sat - Sun)
Needle Felting
 with Vicki Hardcastle

May 17th (Friday)
T's Tote Basket
 with Billy Owens

May 18th (Saturday)
Waste Basket and Square Pie Basket
 with Billy Owens

May 19th (Sunday)
Small Williamsburg Basket
 with Billy Owens

June 7th - 9th (Fri - Sun)
Crocheted Lantern
 with Gina Gallina

June 20th - 22nd (Thurs - Sat)
Glass Window Mosaic
 with Julie Hop

July 15th - 19th (Mon - Fri)
Mosaic Mandala
 with Fran Carlin

July 26th - 28th (Fri - Sun)
Stained Glass Suncatchers
 with Atom Bleu

**Wood Workshops:
 Pages 19 - 22**

April 26th - 28th (Fri - Sun)
Craftsman Style Clock
 with Ray Taylor

May 10th - 12th (Fri - Sun)
Making Jigs for Box Making
 with Doug Stowe

May 23rd - 25th (Thurs - Sat)
***Beginning Foundations in
 Wood Turning***
 with Matt Monaco

June 1st & 2nd (Sat - Sun)
Turning Fine Platters
 with Ray Taylor

June 5th - 9th (Wed - Sun)
Beautiful Boxes
 with Doug Stowe


July 15th - 19th (Mon - Fri)
Intro to Furniture Design
 with Steve Palmer

July 26th - 28th (Fri - Sun)
Relief Wood Carvings
 with John Engler

Aug 9th - 11th (Fri - Sun)
Turning Elegant Side Grain Boxes
 with Matt Monaco

Aug 17th & 18th (Sat - Sun)
***Turning Pens and Pencils with
 Carbide Tools***
 with Darla Gray-Winter

Aug 23rd (Friday)
Watercolor Painting for Woodcarvings
 with John Engler



2D STUDIO



Alcohol Inks on Ceramics Faith Cleveland

March 9th (Saturday)

\$85 - All materials included - Beginner

Alcohol inks love a non-porous surface, so they're perfect for adding interest to glazed ceramics or china. You will learn the many techniques of alcohol inks on ceramic tiles and more. It is mesmerizing to watch all of the different effects you can get.

Faith (Eureka Springs, AR) has been practicing alcohol ink images for several years; her work has appeared in galleries and online for sale. In addition, she is a jeweler and a ceramist. Currently, she serves as the office manager at ESSA.



Pen and Ink

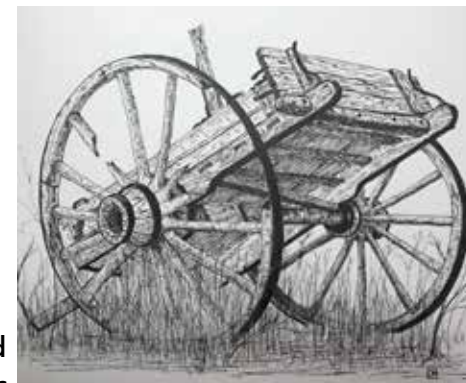
James White

March 15th - 17th (Fri - Sun)

\$205 Additional material costs may apply - All Levels

Come and explore the medium of Pen and Ink. This class will share techniques, ideas, and tips in this introduction to working with Pen and Ink, one of the oldest and most basic methods of putting pen to paper. Using easily obtainable materials, the student will explore moving from the blank page to a three-dimensional drawing, building on simple repetitive techniques.

James (Eureka Springs, AR) has over 45 years of experience in Woodcarving, Pen and Ink, and Watercolor. James teaches locally and sells his work nationally. As past President of ESSA, James is committed to extending art and fine craft education opportunities to all.



Methods in Acrylic Painting

Jessica Ames-Russell

**March 22nd - 24th
(Fri - Sun)**

\$205 - Additional material costs may apply - All Levels

You will learn a step-by-step method to simplify the acrylic painting process while learning basic techniques and color theory. You will learn to choose, mix, and apply colors to your canvas while exploring different subjects in multiple paintings. This method is about building layers to create a beautiful and dynamic work of art.

Jessica (Eureka Springs, AR) earned a BFA in painting and photography. She taught high school art for 15 years. She is now a freelance artist and has experience working with and teaching drawing, painting, jewelry, printmaking, sculpture, and ceramics.



Beginning Watercolor

Richard Stephens

April 11th - 13th (Thurs - Sat)

\$235 - Additional material costs may apply - Beginner

In this beginner class, become familiar with the essential tools of the trade:

brushes, water, paints, and paper through guided exercises in color mixing, creating textures, the importance of "timing" in watercolor, and water/pigment ratio. Richard will share a few "tricks" to use in watercolor, suggestions on working from photos, the importance of developing basic drawing skills, and doing value sketches. In this class, exposure to the tools and physics of watercolor is the focus. There is a demonstration painting each day; the students work on their paintings with lots of one-on-one time with the instructor.

Richard (Hot Springs, AR) graduated from the University of Central Arkansas in 1969 with a degree in art. Richard enjoyed a 45 year career as a freelance Commercial Artist/Graphic Designer/Illustrator. He has been conducting workshops nationwide for over 20 years. During the past few years, Stephens has won awards in numerous watercolor shows and competitions around the country, and in 2018 was awarded the Arkansas Governor's Arts Award for an Individual Artist.

Intro to Alcohol Ink

Angela Robert

April 20th - 21st (Sat - Sun)

\$185 - All materials included - Beginner

Experience the fluidity of alcohol inks. Learn how alcohol inks interact with each other and different surfaces. Experiment with various tools and techniques to discover the endless possibilities of this unique medium.

Angela (Eureka Springs, AR) found enjoyment in painting early but set it aside for other pursuits. Recently her creativity was sparked through alcohol inks, which renewed her love of painting and creating art. "An enriching flow has worked its way back into my life. Where columns of numbers used to fill most of my time, creativity now provides a more balanced sense of peace and fulfillment."



Painting Eureka en

Plein Air

Hugh Dunnahoe

April 26th - 28th (Fri - Sun)

\$235 - Some material costs may apply - All Levels; Some experience with Plein Air painting required.

This workshop immerses students in the bold experience of painting scenes outdoors, en plein air. Each session will include discussions of fundamental concepts and methods for successful painting on location, instructor demonstrations, and individual instruction. The instructor will be teaching in oil, and students may paint in their preferred medium.

Hugh (Hot Springs, AR) teaches with clear, easy direction and positive guidance. He brings a masterful knowledge of painting concepts, methods, and technical skills, gained from his long experience as an illustrator and painter. Dunnahoe has taught at HSU, OBU, and NPC.



Pastel Techniques

Cynthia Kresse

May 10th - 12th (Fri - Sun)

\$205 - Additional material costs may apply - All Levels

You will explore pastels! Soft Pastels are flexible; you can use them for realism or expressive abstract subjects. You will learn how to apply, layer, and manipulate pastels. You will use your chosen photographs as a springboard to create pastel paintings that reflect your unique style.

Cynthia (Eureka Springs, AR) received her Master of Arts in Medical Illustration from the University of Texas Southwestern in Dallas; she has taught Life Drawing at the Arkansas Arts Center in Little Rock, AR. She is an active and awarded member of the Arkansas Pastel Society.



Gel Plate Printing Techniques

Dana Finimore

May 22nd - 24th (Wed - Fri)

\$240 - All materials included - All Levels

You will learn how to use a gel plate to create beautiful monotype prints, collage papers, image transfers, and more. With these new techniques, you will create mixed media compositions. Some of the media you will use with this project are paper, glue, images for transfer, stencils, paint, pastels, ink, and texture tools.

Dana (Mountain View, AR) practices painting, clay, and small metals. Dana shows her work at group and solo events. She is a member of the Craftsman's Guild of Mississippi, the Teaching Artist Guild, and the Arkansas Craft School. She earned her MFA from Memphis College of Art.

Figure Drawing

Mary Springer

May 31st - June 2nd (Fri - Sun)

\$235 - Additional material costs may apply - All Levels

This figure drawing course will give you a different way of seeing form using the interplay of light, shadow, negative space, and tones to define the figure. Build lifelong skills in this cornerstone of artistic training.

Mary (Eureka Springs, AR) is a sculptor and painter with a BFA from the Memphis College of Art and is one of the founders of the Eureka Springs School of the Arts. She has taught and attended many workshops in different artistic disciplines and spiritual philosophies with master practitioners from India to France. Mary took a Master Class with internationally known figure painter Philip Pearlstein at the Corcoran, in Washington, D.C.



Drawing with Charcoal and Pastel

Dennis McCann


June 14th - 16th

(Fri - Sun)

\$235 - Additional material costs may apply - Intermediate; basic drawing skills required.

You will further your drawing skills using soft pastels and charcoal. The focus will be on drapery studies with other objects included. You will work with lighting emphasizing cast shadows, composition, and color intensity.

Dennis (Maumelle, AR) holds B.A., B.S.E, and M.A. degrees from the University of Arkansas at Little Rock. His work has been included in and has won awards in many regional and national exhibitions. Many private and corporate collections include his work.



Pouring and Atomizing Techniques in Watercolor

Donna Twyford

June 28th - 30th (Fri - Sun)

\$245 - Additional material costs may apply - All Levels

In this pouring and atomizing workshop, you will isolate values and transfer images to the paper, mask, and pour watercolor pigments in layers, creating beautiful, fluid paintings without brushwork.

Students will also use a mouth atomizer to create texture and depth in their paintings. The goal will be to complete two paintings within the three-day workshop.

Donna (Hot Springs, AR) is a signature member of the National Watercolor Society, a Diamond signature member of MSW, and has had pieces juried into TWSA and LWS. Donna is a self-taught watercolor artist who enjoys the many diverse uses of this medium. Watercolor pouring and atomizing are two techniques she incorporates in her award-winning paintings.



Painting with Oil Pastels

Barbara Iglehart

July 12th & 13th (Fri - Sat)

\$140 - Additional material costs may apply - All Levels

Learn to paint with Oil Pastels. You will create beautiful translucent passages or gooey impasto effects. This wonderfully versatile medium has a playful element that lends itself to a more freestyle painting. You can use this on a wide range of papers and substrates. It is known for its brilliant colors. It also comes in metallic and fluorescent pigments.

Barbara (Garfield, AR) earned her BA in Fine Arts from Arkansas Tech University and continued her education in art at the University of Arkansas and Arkansas State University in Jonesboro. She teaches soft and oil pastels at the Adult Wellness Center in Rogers, Arkansas.



Expand Your Water Mixable Oil Painting Skills


Vic Mastis

Aug 2nd - 4th (Fri - Sun)

\$140 - All materials included - Intermediate

You will do exercises to take you further in your oil painting journey using non-toxic water-mixable oils. You will incorporate the elements of art and dive deep into color families. You will use a palette knife—work from your own photos or the instructor's. You'll go home with at least three paintings. All supplies will be set up for you to explore, and you will receive lots of one-on-one instruction.

Vic (Branson, MO), a professional artist for over 35 years, founded Gateway Pastel Artists in MO and is a signature member of the Arkansas Pastel Society, MVIS, MidAmerica Pastel Society, and more. Former owner of a gallery in Webster Groves, MO, her work has received many awards.





Throwing on the Wheel Jessica Ames-Russell

**June 24th - 28th
(Mon - Fri)**

\$395 - All materials included -
Beginner/Intermediate

You will learn to throw pottery on the wheel. It would also be an excellent refresher for those who have been away from the wheel for a while. We will learn the basics of kneading & wedging, centering, forming, and footing pieces. There is a built-in day for glazing that will happen two weeks after class completion.



Glazing Your Pots Jessica Ames-Russell

July 13th (Saturday)

\$120 - All materials included -
All Levels

****Students must have taken
Throwing on The Wheel
(June 24-28) to take this
workshop****

You will spend the day glazing your clay pots. You must be registered for the "Throwing on the Wheel" workshop with Jessica Ames-Russell to be eligible for this workshop. It is part two of the class, to fire a selection of your work from part one of the class.

Jessica (Eureka Springs, AR) earned a BFA in painting and photography. She taught high school art for 15 years. She is now a freelance artist and has experience working with and teaching drawing, painting, jewelry, printmaking, sculpture, and ceramics.



Mixed Media Doll - Clay and Fabric

Lisa Crews

**July 20th - August 10th
(3 Hour Sessions Over Four Saturdays)**

\$395 - All materials included -
Beginner/Intermediate

Learn to use clay to model the head and neck, arms and hands, and legs and feet with attention to proportion. Color will be added to the pieces of the doll using underglaze, glaze, or paint. You will use hand stitching methods like sewing on a button. Hand sewing and machine sewing can combine to create the clothes for the doll and embellishments to finish.

Lisa (Eureka Springs, AR) has ten years of experience teaching public school art, classes at community centers, in her studio, and private one-on-one lessons. Recently she served as the ESSA Ceramics Artist in Residence.



IRON



Welding 101

Preston Carson

March 9th (Saturday)

\$95 - All materials included -
Beginner

Welding 101

Preston Carson

March 10th (Sunday)

\$95 - All materials included -
Beginner



Want to try welding in a safe and encouraging environment? Learn the fundamentals of welding in this one-day workshop. Leave with a basic understanding of the equipment and hands-on experience.

Preston (Eureka Springs, AR) has many years of experience in all kinds of welding, having set up and run his own welding business, as well as a welding shop in the Kansas City area for a large manufacturing facility.

Bladesmithing

Allen Newberry

March 21st - 24th

(Thurs - Sun)

\$395 - All materials
included - All Levels

Dive into bladesmithing
by forging your own
knife. Use a hammer

and anvil to forge a medium-sized, full tang knife from carbon steel and learn the basics of heat treating with a forge. Finish your project by grinding the blade and adding a handle to your knife.

Allen (Lowell, AR) is a Journeyman Smith with the American Bladesmith Society and Arkansas's first Forged in Fire Champion. He enjoys working with steel to create pieces that are aesthetically pleasing yet are quite functional.



Welded Sculpture with Found Materials

Joe Malesky

April 12th - 14th (Fri - Sun)

\$255 - All materials included - All Levels

Create abstract metal sculptures using reclaimed steel along with found objects. A focus on the design process that Joe calls spontaneous design will be introduced, encouraging you to incorporate balance and negative space in your sculpture. You will use cutting, welding, drilling, grinding, and some forge and anvil work to shape the steel for the sculpture.

Joe (Strafford, MO) started welding and working with metal at age 13. He found a way to turn his industrial experience into an art form. Joe is represented by art galleries throughout Missouri and has sculptures in municipal shows in nine states MO, CO, SD, NE, KS, IL, IA, MA, and GA.



Found Object Sculpture

Tom Flynn

April 19th - 21st (Fri - Sun)

\$255 - All materials included - Beginner/
Intermediate

Learn metal shop safety, cutting methods, grinding, welding, forge heating/bending, and finishing techniques. Make a crab from circular saw blades or a ladybug from bollard caps. Design a second project utilizing metal objects you bring or choose from a pile of objects provided by the instructor.

Tom (Bentonville, AR) grew up in west Texas in the town of Odessa and currently lives in Rogers Arkansas. Tom is a former Benedictine brother from a monastery in New Mexico. He has been doing found object metal art for the last 15 years and has public art installations in Rogers and Little Rock Arkansas. He lives in Rogers Arkansas where he works as a lighting and electrical designer. Tom also brews beer and makes home made root beer, writes music and plays several types of musical instruments.

Intro to Welding

Darla Gray-Winter

April 27th (Saturday)

\$100 - All materials
included - All Levels

Learn the basic operation of a wire feed MIG welder, different types of welds (tack welds, fill welds, etc.), metal cutting, and grinding. You will practice the different types of welding used for metal art and learn when to use them. You will create a small paperweight sized project to keep that utilizes all the applications above.

Darla (Golden, MO) began in woodworking by building guitars. Now working in multiple media, Darla does woodturning, beginning welded art, and small metal works.



Beginning Blacksmithing

Dale Custer

May 16th - 18th (Thurs - Sat)

\$265 - All materials included - Beginner

This class introduces blacksmithing and is the perfect opportunity to get oriented to ESSA's Iron Studio. You will learn the proper way to swing a hammer, safe practices for forging, hammer-work, and various tools. You'll go home with a bottle opener, meat turner, J hooks, and a top set tool.

Dale (Roland, AR) began blacksmithing over 10 years ago with a class at a local university. He has always enjoyed bringing new knowledge to those that are searching for it and mixes fun with information.



Intro to Plasma Cutting: Slicing Metal with Fire

Bobby Babcock

**May 31st - June 2nd
(Fri - Sun)**

\$275 - All materials
included - Beginner

You will learn metal fabrication skills and discover how to cut through metal like butter. You will use a plasma torch to sculpt whimsical creations for your home or garden. You will use a broad selection of metal pieces and colorful beads to create unique art that will last for years.

Robert (Tulsa, OK) is a metalsmith and painter. He holds a Bachelor of Fine Arts from the University of Oklahoma with a concentration in painting. He is the primary art instructor and lead builder at Garden Deva Sculpture Company, a whimsical garden decor shop based in Tulsa, Oklahoma. He owns and operates Garden Deva with his wife, Kari.





SMALL METALS

Setting Stones in Silver

Mary Lou Christie

March 22nd - 24th (Fri - Sun)

\$365 - All materials included - All Levels. Prior metalsmithing experience suggested.

Explore silver smithing to create wearable art. You will learn design, sawing, soldering, texturing, stone drilling, bezel formation, stone setting, and how to post set a stone on top of a base stone while creating a cuff bracelet or pendant.

Mary Lou (Tahlequah, OK) is a retired elementary teacher who now spends her time honing her skills and teaching jewelry making classes in her Tahlequah, OK studio. Her creations have been featured in several galleries and are shown at Fine Art Festivals in Texas, Kansas, Oklahoma, Missouri and Arkansas. Her creations have won numerous fine art awards.



Exploring Silversmithing:

Pendant and Cuff

Mary Lou Christie

March 27th - 29th (Wed - Fri)

\$365 - All materials included - All Levels

Explore silver smithing to create wearable art. You will learn design, sawing, soldering, texturing, bezel formation, and stone setting while creating a cuff bracelet and a pendant.



Metal Clay

Bootcamp

Brandy Boyd

April 19th - 21st

(Fri - Sun)

\$400 - All materials included - All Levels

You will experience three days of discovering all the metal clay basics and how to use the many tools available for different effects and embellishments to design your unique style. You will make a ring, pendant, earrings, toggle clasp, and beads.

Brandy (Memphis, TN) is a life-long student of nature and history; Brandy attempts to capture the ephemeral and showcase natural wonders in metal. Her passion is helping others find their creative voice and sharing what she has learned through her artistic journey.



Silversmithing: Boxes and Lockets

Brandy Boyd

April 24th - 27th

(Wed - Sat)

\$505 - All materials included
- All Levels

You will learn to create hollow forms, small boxes, and a variety of lockets in this silversmithing class. All skill levels are welcome, as each technique has several ways to execute and levels of complexity (or simplicity) to explore.

Brandy (Memphis, TN) is a life-long student of nature and history; Brandy attempts to capture the ephemeral and showcase natural wonders in metal. Her passion is helping others find their creative voice and sharing what she has learned through her artistic journey.

Color on Metal

Kathryn Osgood

May 7th - 11th (Tues - Sat)

\$445 - All materials included - All Levels

You will explore color through traditional and alternative methods of color on metal, including patinas, resin, color pencils, gold leaf, and a low-tech powder coating method. We will experiment with color and texture for surface enrichment and personal expression. You can expect to complete samples of various techniques and jewelry pieces, including earrings and pendants.

Kathryn (Hollis, ME) received her MFA in Metal Design from East Carolina University. Her work is in Crocker Museum, Mint Museum, and Enamel Arts Foundation collections. Publications include The Art of Enameling, Steel Wire Jewelry, and Metalsmith magazine.



Jewelry Pas de Deux: Hollow Form and Reinforced Armature Techniques for Polymer Clay Jewelry

Jeff Dever

May 20th - 24th (Mon - Fri)

\$430 - Additional material costs may apply -
Intermediate

Jewelry Pas de Deux combines two signature techniques, miniature hollowware and reinforced armatures. This 5-day class explores an array of original small forms and armatures through clay layering and multi-cycle curing, building elements suitable for jewelry. The results are strong, light and reproducible pieces, for use as beads, brooches, or pendants. A technique workshop, not project specific, students need a working knowledge of polymer clay.

Jeffrey (Silver Springs, MD) has a degree in Fine Art. Founding partner of Dever Designs, and a former adjunct faculty of Maryland Institute College of Art for 20 years, teaching illustration and design. With works represented in numerous collections, galleries and museums.

Creative Ring Making

Cathy Flesher

June 6th - 9th (Thurs - Sun)

\$495 - All materials included - All Levels

This creative ring-making workshop will broaden your skills with metal clay combined with metal fabrication. Over four days, you will design four fabulous rings from concept to completion. Along the way, learn how to use personal drawings, object molds, texturing, band fabrication, stone setting, refining, and finishing to create something uniquely your own.

Cathy (Tucson, AZ) is a certified Principal Instructor in the use of metal clay and a national handmade jewelry design and teaching artist specializing in the use of metal clay, metals, bead, wire, solder, and glass.



Chasing and Repousse'

Dave Darpinian
Aug 3rd & 4th
(Sat - Sun)

\$175 - All materials included -
All Levels

You will dive into the ancient metal art of repousse'. Have you ever wanted to create high-relief forms in metal? Learn how to use a chasing hammer and chasing tools in pitch to create a three dimensional work of art. Complete a copper cuff with a bee or butterfly, plus an additional project if time allows.

Dave (Bella Vista, AR) has an extensive 30-year background in metalworks, including custom knives, welded sculpture, jewelry, and silversmithing. He has been a Repousse artist for the past seven years, hammering organic forms into copper and fine silver.

Silver Inlay

Allen Newberry
Aug 3rd (Sunday)

\$165 - All materials included - All Levels

Learn the basics of inlaying silver wire into wood. This is a beautiful way to decorate wood. While most commonly seen on knives and firearms, this technique can be used as embellishment on many wood-based projects including furniture, boxes, and sculpture. Tuition includes a set of silver inlay tools for you to keep so that you can continue your practice at home.

Allen (Lowell, AR) is a Journeyman Smith with the American Bladesmith Society and Arkansas's first Forged in Fire Champion. He enjoys working with steel to create pieces that are aesthetically pleasing yet are quite functional.



SPECIAL MEDIA



Intro to Stained Glass

Dennis Heter

April 1st - 3rd (Mon - Wed)

\$235 - All materials included - All Levels

Learn the basics for creating stained glass projects using the wrapped foil technique (Tiffany style). Build a small stained glass project of your own design, such as a night light, while learning how to cut and grind glass, foil glass, and solder pieces of foiled glass together. If time allows, another small project can be built.

Dennis (Rogers, AR) and his wife (and two dogs) live in the War Eagle area in a log home located on 40 acres of woods. He has a small stained glass business, Wizard Stained Glass, which he operates from his home.



Intro to Polymer Clay

Marlene Gremillion

April 12th - 14th (Fri - Sun)

\$215 - All materials included - Beginner

You will learn to create with Polymer Clay (known as Sculpey). Explore the tools and proper baking methods to create lightweight jewelry or a small trinket bowl. You will learn how to condition and do color blends to create one-of-a-kind designs.

Marlene (Hot Springs Village, AR) has been an artist for 50 years. She creates in oil, pastel, watercolor, collage, glass, and jewelry. She enjoys experimenting and says, "It reminds me of being a child at play." Marlene enjoys having fun, which is therapeutic for her. Artists' Workshop Gallery Hot Springs, AR, represents her.



Needle Felting

Vicki Hardcastle

April 20th - 21st (Sat - Sun)

\$165 - All materials included - Beginner

You will explore the basics of needle felting using felting tools, and learn felting processes such as how to attach elements to your piece and work with wool roving. You will go home with two finished projects.

Vicki (Eureka Springs, AR) has been making fiber art for over 40 years. She loves creating unique one-of-a-kind felted fiber sculptures. She has taught a variety of classes in the fiber arts and owns the Hardcastle Folk Art Shop in Berryville, AR. She was accepted into the Arkansas Craft Guild last year.



T's Tote Basket

Billy Owens

May 17th (Friday)

\$200 - All materials included - All Levels

You will construct a tote bag with leather handles using hand split white oak prepared by hand using heirloom homemade tools. The tote bags are on a herringbone bottom; you will weave them on a mold and add long leather handles suitable to carry over the shoulder. You will learn how timber is selected and stripped to build this beautiful piece of Ozark Tradition.



Waste Basket and Square Pie Basket

Billy Owens

May 18th (Saturday)

\$155 - All materials included - All Levels

You will make two white oak baskets, The Waste Basket and The Square Pie. All materials come from trees Billy has cut and prepared using his Dad's homemade tools. You will learn to weave a "herringbone" bottom in each of them using a mold; you will take home two beautiful Ozark-style white oak baskets.



Small Williamsburg Basket

Billy Owens

May 19th (Sunday)

\$155 - All materials included - All Levels

You will make an Ozark-style white oak basket. This basket has an 8" X 8" square bottom with a 12" round top and is approximately 8.5" deep. All materials, steeped in tradition, come from trees cut and prepared by hand using homemade hand tools passed down from Billy's Dad.



Billy (Jenkins, MO) is a second-generation White Oak basket maker from the Ozark mountains of Southern Missouri. He travels the country teaching and sharing this tradition since 1999. Billy was recently honored at the Smithsonian "Folk Life Festival" in Washington, DC. He displays baskets at the Missouri Botanical Gardens in St. Louis.

Crocheted Lantern

Gina Gallina

June 7th - 9th (Fri - Sun)

\$255 - All materials included - Must Have Basic Knowledge of Crochet

You will create a Crocheted Lantern. You will learn basic crochet techniques to create the flower forms to make your lantern, fabric stiffening processes, and some connecting techniques. Explore crochet, color, and form to make your unique finished lantern to take home.

Gina (Fayetteville, AR) is known for crocheting larger-than-life installations and environments. She has showcased her work at Vogue Knitting Live, in public art exhibitions across the country and was recently awarded two public art opportunities in NWA.



Glass Window Mosaic

Julie Hop

June 20th - 22nd (Thurs - Sat)

\$265 - All materials included - All Levels

Design with colored glass to make a beautiful mosaic in the stained glass style! You will choose a design, score, cut, and break glass, adhere it to a clear pane of glass, and complete your piece with grout. You will go home with a finished, framed piece of window art.

Julie (Rogers, AR) is a professional artist who has designed and implemented art classes for children and adults and has participated in numerous art shows nationally. She is known for watercolor florals and abstract expressionism. She is in her 9th year serving as Program Coordinator at ESSA.



Mosaic Mandala

Fran Carlin

July 15th - 19th (Mon - Fri)

\$385 - All materials included -
All Levels

You will create your own 12" round glass mosaic. You will learn to design and interpret a unique mandala pattern and turn it into a beautiful glass mosaic. There will be demonstrations on how to cut glass and its placement (andamento). You will go home with your mandala ready to hang.



Fran (Eureka Springs, AR) began practicing mosaics in 1990 under the guidance of James Hubbell. She has furthered her studies in Italy and workshops in the U.S. She is inspired by Byzantine mosaics' reflective qualities and design, translating them into modern materials.

Stained Glass

Suncatchers

Atom Bleu

July 26th - 28th (Fri - Sun)

\$230 - All materials included - Beginner

You will design a stained glass suncatcher with a stand or a hanger to display in a window. You will use the wrapped foil technique (Tiffany style) while learning how to cut and grind glass, foil glass, and solder pieces of foiled glass together.

Atom (Eureka Springs, AR) owns "Eureka Stained Glass." He co-manages and owns The Art Colony with D'vinci Diamond in Eureka Springs (ACES). He attended Pallet College in Tulsa as a graphic designer. He also teaches private classes in his studio.



WOOD



Craftsman Style Clock

Ray Taylor

April 26th - 28th (Fri - Sun)

\$300 - Additional material costs may apply - Intermediate

You will make a craftsman-style clock using your choice of domestic hardwoods. Cherry, walnut, and quarter-sawn white oak will be available. The clock face will be maple with wooden hour markers. Setting this clock apart is a 4" handcrafted tile purchased separately by each student.

Ray (Bentonville, AR) is the president of the Stateline Woodturners, where they mentor new woodturners and host hands-on workshops for their members. He is on the Northwest AR Community College staff, where he leads and teaches for their Construction Technology Program.



Making Jigs for Box Making

Doug Stowe

May 10th - 12th (Fri - Sun)

\$275 - All materials included - All Levels

You will learn to make jigs and fixtures for box making, such as a table saw sled for miters and 45-degree cuts, a miter key jig for cutting miter key slots, a jig for routing grooves for hidden splines at the corners of a mitered box, a finger joint jig, and others based on student interest.

Doug (Eureka Springs, AR) has been a professional woodworker since 1976 and is the author of 15 books and over 100 articles. In 2001 he launched the Wisdom of the Hands woodworking program at the Clear Spring School. In 2009 he was named an "Arkansas Living Treasure" by the Arkansas Department of Heritage for his contributions to traditional craft and craft education. Doug is one of the founders of ESSA.

Beginning Foundations in Wood Turning

Matt Monaco

May 23rd - 25th (Thurs - Sat)

\$280 - All materials included - Beginner

This workshop will introduce you to woodturning. You will experience traditional techniques and build skills using various tools. Enjoy the excitement of creating, shaping, and making objects on the wood lathe. You will develop fine tool control and proper body mechanics and learn to make beautiful hand-turned items.

Matt (Springfield, MO) operates a woodturning business full time, Monaco Bowls (www.monacobowls.com), and has 15 years of turning experience with 5 years of apprenticeship. His training includes assisting world renowned, acclaimed masters of the craft, such as Richard Raffan. Matt has demonstrated at events and shows nationwide and has taught both privately and at the college level.



Turning Fine Platters

Ray Taylor

June 1st & 2nd (Sat - Sun)

\$240 - All materials included - Intermediate/Advanced

Platters are a great alternative to bowls. They can be made as large as your lathe capacity allows, so their size can look impressive. In this class, you will use the lathe to turn square and round platters while experimenting with embellishment techniques, including carving, painting, and staining. You are also welcome to bring your own unique wood to turn.

Ray (Bentonville, AR) is the president of the Stateline Woodturners, where they mentor new woodturners and host hands-on workshops for their members. He is on the Northwest AR Community College staff, where he leads and teaches for their Construction Technology Program.



Beautiful Boxes

Doug Stowe

June 5th - 9th (Wed - Sun)

\$435 - All materials included - All Levels

Boxes are among the most interesting woodworking projects because of the endless possibilities they offer for exploring technique, form and style. Learn the practical aesthetics of box design and several techniques, including preparing stock, joinery, precision milling, assembling, sanding and finishing. You will also learn about accurate cutting and shaping of parts, making inlay, using story sticks for accurate fitting of hinges, and cutting small complicated parts.

Doug (Eureka Springs, AR) has been a professional woodworker since 1976 and is the author of 15 books and over 100 articles. In 2001 he launched the Wisdom of the Hands woodworking program at the Clear Spring School. In 2009 he was named an "Arkansas Living Treasure" by the Arkansas Department of Heritage for his contributions to traditional craft and craft education. Doug is one of the founders of ESSA.



Intro to Furniture Design

Steve Palmer

July 15th - 19th (Mon - Fri)

\$520 - All materials included - All Levels



Design and build a small table of your own while studying topics such as joinery, design proportions, and basic finishing techniques. Individualized instruction will help you create a beautiful one-of-a-kind, functional piece of furniture while learning how to safely master the many tools and machinery found in the ESSA woodshop.

Steve (Kirkwood, MO) has extensive teaching experience, is a juried member of the Best of Missouri Hands Artisan Association, and currently designs and builds custom furniture.

Relief Wood Carvings

John Engler

July 26th - 28th (Fri - Sun)

\$235 - Additional material costs may apply - All Levels

Experience the art of relief carving with Master Carver John Engler. A wide variety of subject matter will be available to choose from, such as architectural forms (barns, cabins, mills) as well as animal forms (elk, bear, cougar, etc.). You will learn how to carve in the proper sequence using professional tools designed for relief carving. The instructor will provide carving blanks and tools that you may purchase.

John (Battlefield, MO) has been a professional woodcarver and watercolorist for over thirty years. He operates the John Engler and Associates Design Studio. John has taught in 18 states and judged over 50 woodcarving shows across the country.



Turning Elegant Side Grain Boxes

Matt Monaco

Aug 9th - 11th (Fri - Sun)

\$280 - All materials included - Intermediate/Advanced



You will experience the excitement and joy of designing, creating, shaping, and finishing a beautiful, elegant side grain box on the lathe with the addition of detail to accentuate and reinforce balance and tactility within the overall form. Emphasis will be on understanding what is required to turn the form and execute refined techniques.

Matt (Springfield, MO) operates a woodturning business full time, Monaco Bowls (www.monacobowls.com), and has 15 years of turning experience with 5 years of apprenticeship. His training includes assisting world renowned, acclaimed masters of the craft, such as Richard Raffan. Matt has demonstrated at events and shows nationwide and has taught both privately and at the college level.

Turning Pens and Pencils with Carbide Tools

Darla Gray-Winter

Aug 17th & 18th (Sat - Sun)

\$225 - All materials included - All Levels



You will learn basic woodturning techniques, lathe operation, and safety. You will turn pencils and pens using carbide tools. These tools are a safer introduction for the beginning woodturner, providing skills to transition to standard bevel woodturning tools as you advance. Other skills you will learn are preparing wood blanks, center finding, drilling, sanding, and finishing techniques utilizing the lathe.

Darla (Golden, MO) Her work originated in woodworking by building guitars. Now working in multiple media, Darla does woodturning, beginning welded art, and small metal works.

Watercolor Painting for Woodcarvings

John Engler

Aug 23rd (Friday)

\$110 - All materials included - All Levels

In this watercolor workshop designed specifically for relief and three-dimensional woodcarvings, you will learn the proper technique for the application of paint on wood and the proper color scheme for various subject matter. The instructor will provide all materials; you may contact the instructor in advance if you are painting a carving outside of class so that he may provide the proper colors. Please bring your own finished woodcarving to paint.

John (Battlefield, MO) has been a professional woodcarver and watercolorist for over thirty years. He operates the John Engler and Associates Design Studio. John has taught in 18 states and judged over 50 woodcarving shows across the country.



EVENTS



HANDS ON ESSA

included blacksmithing, woodturning, leatherworking, weaving, drawing, throwing pottery on a wheel, felting, and more!

HANDS ON ESSA

Saturday, April 6, 2024

Regional artists and craftspeople will be on-hand to demonstrate their skills and lead attendees in hands-on activities in this fun and free public event for people of all ages. Try your hand at art and craft on our beautiful campus and see our awesome art studios. In 2023, activities

ARTRAGEOUS PARADE

Saturday, May 4, 2024



Eureka Springs is THE place to express your inner creator and truly be yourself, and the Artrageous Parade is the perfect example! The Artrageous Parade has been a local and regional favorite for many years, and ESSA is proud to continue this beloved tradition. Join us in downtown Eureka Springs, Arkansas, on Saturday, May 4th, 2024, for music, performances, art, costumes, and lots of surprises in the outrageous Artrageous Parade!



TO:

ESSA'S VISION

ESSA is dedicated to instilling the passion and power of art and fine craft in all of us.

ESSA'S MISSION

In the belief that art is vital to the human spirit, the Eureka Springs School of the Arts commits itself to cultivating, promoting, and encouraging artistic expression by providing art and fine craft education opportunities for students of all levels in a unique environment of beauty and creativity.

CONTACT US!



ESSA-ART.ORG



@EurekaSpringsSchooloftheArts



479-253-5384



@EurekaSpringsSchooloftheArts